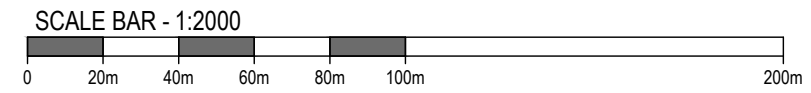


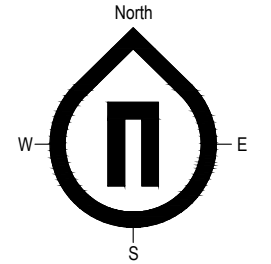
CLUSTER LOCATION PLAN



NOTES
 Do not scale from this drawing. Only figured dimensions are to be taken from this drawing. Contractor must verify all dimensions on site before commencing any work or shop drawings. Report any discrepancies to the architect before commencing work. If this drawing exceeds the quantities taken in any way the architect is to be informed before the work is initiated. Work within the Construction (Design & Management) Regulations 2015 is not to start until a Health and Safety Plan has been produced. This drawing is copyright and must not be reproduced without consent of NW Architects Limited.

DRAWING STATUS/TYPE KEY
 F Feasibility SK Sketch L Landscape C Construction
 P Planning M Marketing S Survey AB As Built
 T Tender TNT Tenant OS Ordnance Survey

SURVEY NOTE
 The original building survey was undertaken by a third party. NW Architects accepts no responsibility for any errors, omissions or discrepancies.



The Development registered under title AYR64305 and plots 1,4,5 and 15 to 22 within have been DPA approved by:
Craig McFadden - 24 August 2022
 Craig McFadden (DPA Officer)

REV	DESCRIPTION	DRAWN	DATE	CHECKED	DATE

REVISIONS

27 York Place - Leeds - LS1 2EY
 leeds@nw-architects.co.uk - Tel: 0113 880 0510 - Fax: 0113 880 0511
 www.nw-architects.co.uk

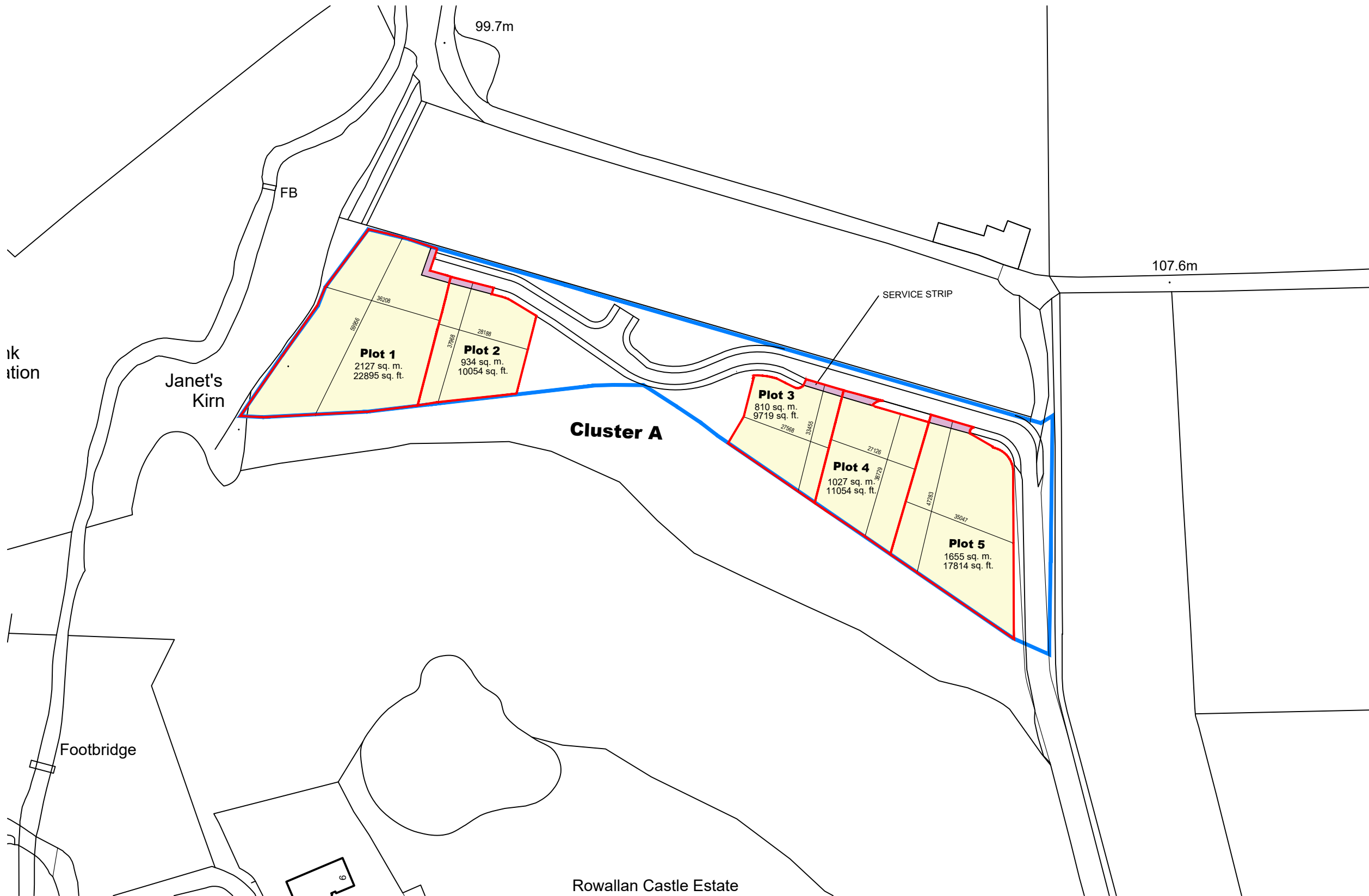
CLIENT

PROJECT
 Rowallan Caste
 Kilmarnock, KA3 2LP

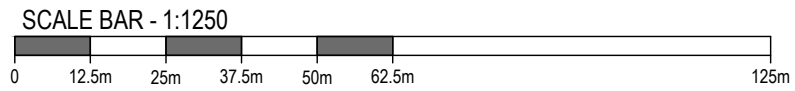
DRAWING TITLE
 Cluster Location Plan

Scale	Drawn By	Date Drawn
1:2000 @ A3	AB	22-07-22
	Checked By	Date Checked
	NW	22-07-22

Drawing No. 22020-S200
 Revision -



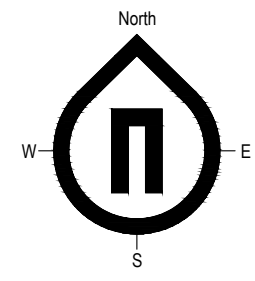
CLUSTER A - PLOTS



NOTES
Do not scale from this drawing. Only figured dimensions are to be taken from this drawing. Contractor must verify all dimensions on site before commencing any work or shop drawings. Report any discrepancies to the architect before commencing work. If this drawing exceeds the quantities taken in any way the architect is to be informed before the work is initiated. Work within the Construction (Design & Management) Regulations 2015 is not to start until a Health and Safety Plan has been produced. This drawing is copyright and must not be reproduced without consent of NW Architects Limited.

DRAWING STATUS/TYPE KEY
F Feasibility SK Sketch L Landscape C Construction
P Planning M Marketing S Survey AB As Built
T Tender TNT Tenant OS Ordnance Survey

SURVEY NOTE
The original building survey was undertaken by a third party. NW Architects accepts no responsibility for any errors, omissions or discrepancies.



REV	DESCRIPTION	DRAWN	DATE	CHECKED	DATE
REVISIONS					

NW-ARCHITECTS
27 York Place - Leeds - LS1 2EY
leeds@nw-architects.co.uk - Tel: 0113 880 0510 - Fax: 0113 880 0511
www.nw-architects.co.uk

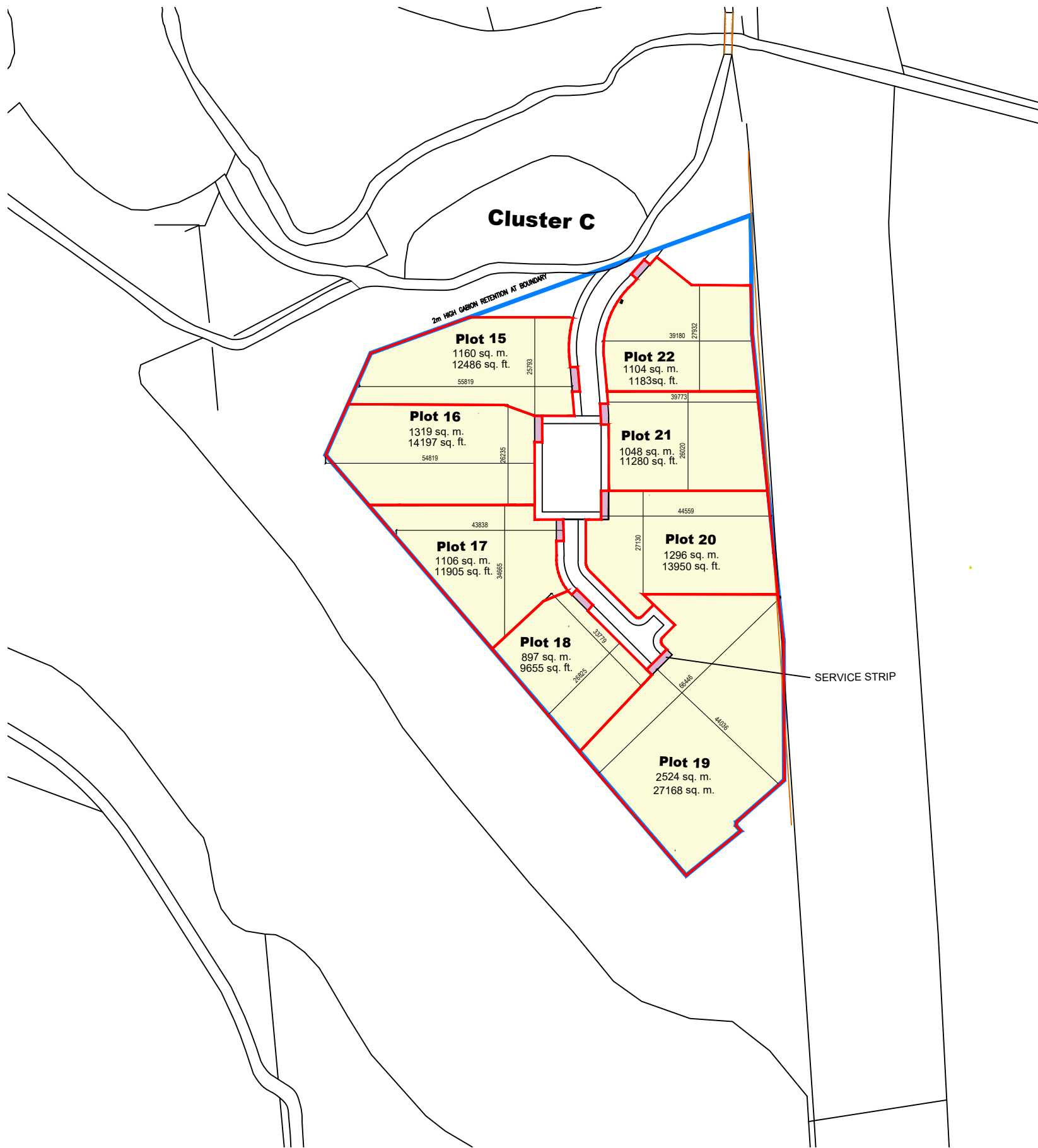


PROJECT
Rowallan Caste
Kilmarnock, KA3 2LP

DRAWING TITLE
Cluster A - Plots

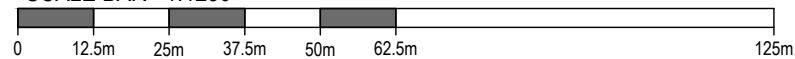
Scale	Drawn By	Date Drawn
1:1250 @ A3	AB	22-07-22
	Checked By	Date Checked
	NW	22-07-22

Drawing No.	Revision
22020-S210	-



CLUSTER C - PLOTS

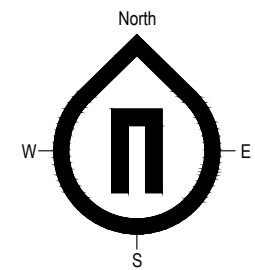
SCALE BAR - 1:1250



NOTES
 Do not scale from this drawing. Only figured dimensions are to be taken from this drawing. Contractor must verify all dimensions on site before commencing any work or shop drawings. Report any discrepancies to the architect before commencing work. If this drawing exceeds the quantities taken in any way the architect are to be informed before the work is initiated. Work within the Construction (Design & Management) Regulations 2015 is not to start until a Health and Safety Plan has been produced. This drawing is copyright and must not be reproduced without consent of NW Architects Limited.

DRAWING STATUS/TYPE KEY
 F Feasibility SK Sketch L Landscape C Construction
 P Planning M Marketing S Survey AB As Built
 T Tender TNT Tenant OS Ordnance Survey

SURVEY NOTE
 The original building survey was undertaken by a third party. NW Architects accepts no responsibility for any errors, omissions or discrepancies.



REV	DESCRIPTION	DRAWN	DATE	CHECKED	DATE
REVISIONS					

NW-ARCHITECTS
 27 York Place - Leeds - LS1 2EY
 leeds@nw-architects.co.uk - Tel: 0113 880 0510 - Fax: 0113 880 0511
 www.nw-architects.co.uk



PROJECT
 Rowallan Caste - Plot 05
 Kilmarnock, KA3 2LP

DRAWING TITLE
 Cluster C - Plots

Scale	Drawn By	Date Drawn
1:1250 @ A3	AB	22-07-22
	Checked By	Date Checked
	NW	22-07-22

Drawing No. 22020-S211 **Revision** -