

The development registered under titles ARG19398 and ARG16174 and plots 1 to 50 within have been DPA approved by:

Craig McFadden - 28 January 2021

Craig McFadden (DPA Officer)

NOTES AND AMENDMENTS

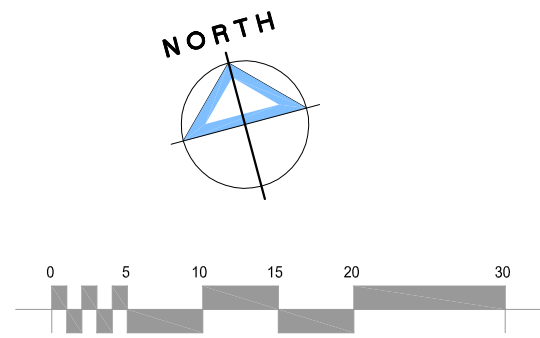
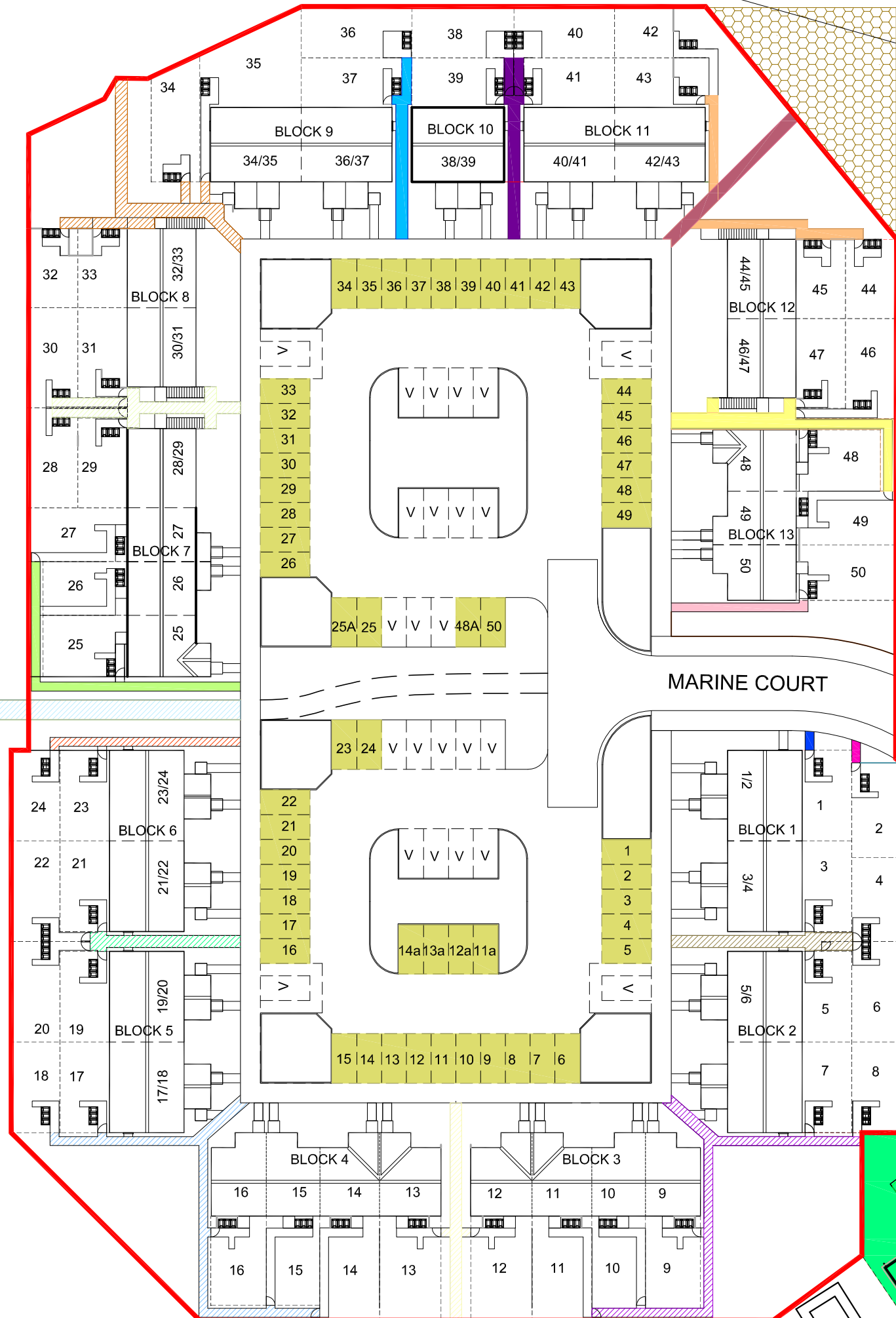
THIS DRAWING IS THE COPYRIGHT OF CMA ARCHITECTS AND MUST NOT BE REPRODUCED WITHOUT PERMISSION.

ALL DIMENSIONS TO BE CHECKED ON SITE BEFORE WORK COMMENCES.

FIGURED DIMENSIONS TO TAKE PREFERENCE OVER THOSE SCALED

REVISIONS

REV.	DESCRIPTION	DRAWN	CHKD.	DATE
	Initial version	DMac		14/09/2020
A	Amended as per Client Instructions	DMac		30/09/2020
B	Amended as per Client Instructions	DMac		12/10/2020
C	Amended as per Client Instructions	DMac		26/10/2020



- No 1
- No 2
- No 3/4/5/6
- No 7/8/9/10/11
- No 12/13
- No 14/15/16/17/18
- No 19/20/21/22
- No 23/24
- No 25/26/27
- No 28/29/30/31
- No 32/33/34/35
- No 36/37
- No 38/39/40/41
- No 42/43/44/45
- No 46/47/48/49
- No 50
- Path to Play Area
- Proposed Play Area
- Link Path to Phase 3
- BioBox Area
- Allocated Parking Spaces

CMA ARCHITECTS

Hillington Park
Innovation Centre
1 Ainslie Road
Glasgow G52 4RU
tel: 0141 946 0202
mail@campbell-morris.com

www.campbell-morris.co.uk

PROJECT

Deed of Conditions Plan
for Gregor Cameron Ltd
at
Dunbeg

Project type
Architectural

Work stage

Issue

DRAWING TITLE

Dunbeg Phase 1
Deed of Conditions Plan

Drawing classification

SCALE	SHEET SIZE	No. of SHEETS	SHEET No.	CAD FILE
1:1000	A3	1	1	

DRAWING NUMBER

1893-A3-50-C

Sheepfold

MARINE COURT

Existing Dry Stone Dyke

Existing Dry Stone Dyke

NOTES AND AMENDMENTS

THIS DRAWING IS THE COPYRIGHT OF
CMA ARCHITECTS AND MUST NOT BE
REPRODUCED WITHOUT PERMISSION.

ALL DIMENSIONS TO BE CHECKED ON SITE
BEFORE WORK COMMENCES.

FIGURED DIMENSIONS TO TAKE PREFERENCE
OVER THOSE SCALED

REVISIONS

REV.	DESCRIPTION	DRAWN	CHKD.	DATE
	Initial version	DMac		26/10/2020
A	Amended as per Client Instructions	DMac		02/11/2020
B	Amended as per Client Instructions	DMac		04/11/2020
C	Amended as per Client Instructions	DMac		21/12/2020
D	Amended as per Client Instructions	DMac		12/01/2021

- No 1
- No 2
- No 3/4/5/6
- No 7/8/9/10/11
- No 12/13
- No 14/15/16/17/18
- No 19/20/21/22
- No 23/24
- No 25/26/27
- No 28/29/30/31
- No 32/33/34/35
- No 36/37
- No 38/39/40/41
- No 42/43/44/45
- No 46/47/48/49
- No 50
- Path to Play Area
- Proposed Play Area
- Link Path to Phase 3
- BioBox Area
- Allocated Parking Spaces

CMAARCHITECTS

Hillington Park
Innovation Centre
1 Ainslie Road
Glasgow G52 4RU
tel: 0141 946 0202
mail@campbell-morris.com

www.campbell-morris.co.uk

PROJECT

for Gregor Cameron Ltd
at
Dunbeg

Project type
Architectural
Work stage

Issue

DRAWING TITLE

Dunbeg Phase 1
Deed of Conditions Plan
Ground Floor Level

Drawing classification

SCALE	SHEET SIZE	No. of SHEETS	SHEET No.	CAD FILE
1:500	A3	1	1	

DRAWING NUMBER

1893-A3-55-D

NOTES AND AMENDMENTS

THIS DRAWING IS THE COPYRIGHT OF
CMA ARCHITECTS AND MUST NOT BE
REPRODUCED WITHOUT PERMISSION.

ALL DIMENSIONS TO BE CHECKED ON SITE
BEFORE WORK COMMENCES.

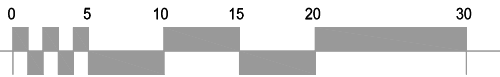
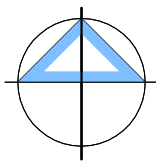
FIGURED DIMENSIONS TO TAKE PREFERENCE
OVER THOSE SCALED

REVISIONS

REV.	DESCRIPTION	DRAWN	CHKD.	DATE
	Initial version	DMac		26/10/2020
A	Amended as per Client Instructions	DMac		02/11/2020
B	Amended as per Client Instructions	DMac		04/11/2020
C	Amended as per Client Instructions	DMac		21/11/2020
D	Amended as per Client Instructions	DMac		12/01/2021

- No 1
- No 2
- No 3/4/5/6
- No 7/8/9/10/11
- No 12/13
- No 14/15/16/17/18
- No 19/20/21/22
- No 23/24
- No 25/26/27
- No 28/29/30/31
- No 32/33/34/35
- No 36/37
- No 38/39/40/41
- No 42/43/44/45
- No 46/47/48/49
- No 50
- Path to Play Area
- Proposed Play Area
- Link Path to Phase 3
- BioBox Area
- Allocated Parking Spaces

NORTH



CMA ARCHITECTS

Hillington Park
Innovation Centre
1 Ainslie Road
Glasgow G52 4RU
tel: 0141 946 0202
mail@campbell-morris.com

www.campbell-morris.co.uk

PROJECT

for Gregor Cameron Ltd
at
Dunbeg
Project type
Architectural
Work stage

Issue

DRAWING TITLE

Dunbeg Phase 1
Deed of Conditions Plan
First Floor Level
Drawing classification

SCALE	SHEET SIZE	No. of SHEETS	SHEET No.	CAD FILE
1:500	A3	1	1	

DRAWING NUMBER

1893-A3-56-D