

- General Notes
1. Dimensions are in millimetres unless stated otherwise.
 2. Levels are in metres AOD unless stated otherwise.
 3. Dimensions govern.
Do not scale off drawing.
 4. All dimensions to be verified on site before proceeding.
 5. All discrepancies to be notified in writing to 7N Architects (Randolph) Ltd.
- © 7N Architects (Randolph) Ltd.



Level 00 Key Plan

The Development registered under title MID231654 and Sections 1 to 7 within have been DPA approved.

The Keeper – 10 February 2025

Keeper for the Registers of Scotland

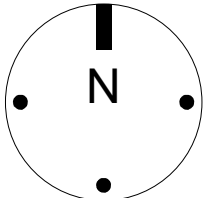
Plot numbers and areas covered on plan:

Section 1:

Plots 055, 074, 075, 076

Cycle Storage, Core 3 (P1-3) S

Handover Section Schedule			
Section	Area	Units	Plots/Description
Section 1	Core 3	22	Plots 55 to 76. Cycle Storage next to Plot 76
Section 2	Core 4	24	Plots 77 to 100
Section 3	Core 5	18	Plots 101 to 118. Core 5 Bin Store
Section 4	Core 1	23	Plots 1 to 23. Core 1 Cycle Store. Core 1 Store Rooms on Level 00, 01, 02, 03,04
Section 5	Core 2	18	Plots 24 to 41
Section 6	Block P1-2	13	Plots 42 to 54. Block P1-2 Bin Store x2. Block P1-2 Storage Room.
Section 7	External & Car Parking (76nr)	N/A	All external hard and soft landscaping on Level 00. Covered carpark and cycle storage including Sprinkler Tank Room, Substation Room, Switch Room and Bin Store between Block 1&4. Landscaped podium deck on Level 01.



C1	06.02.25	Revised with notes.	7N
C0	04.02.25	First Issue.	7N
Rev	Date	Reason For Issue	Chk

7N Architects

7 Randolph Place, Edinburgh EH3 7TE +44 (0) 131 220 5541 www.7narchitects.com

Client

CCG Homes Ltd

Project

Western Harbour Plot P1

Drawing Title

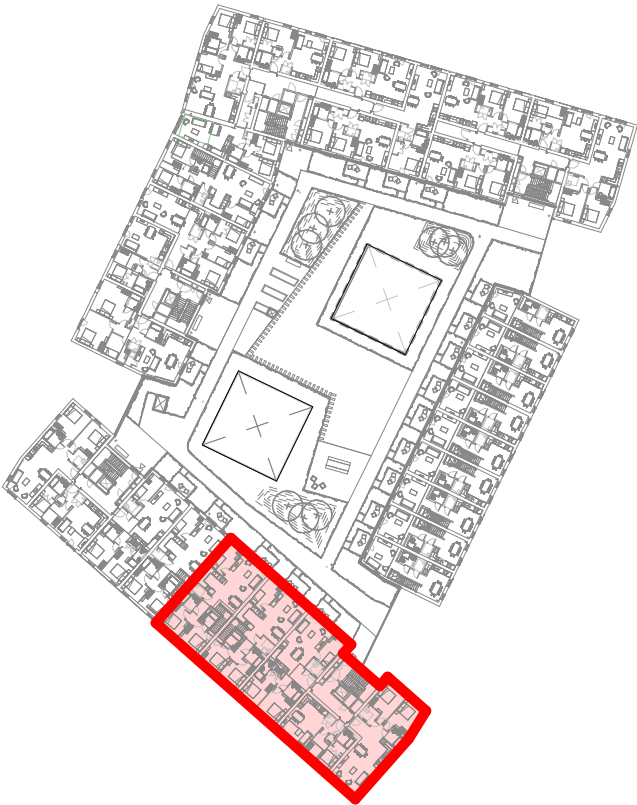
Handover Section 1 (Sheet 1 of 5)

Status

For Information

Scale	Paper Size	Date
As indicated @A1		04.02.25

Project No.	Draw No.	Rev No.
162	124- 7N-P1X-XX-DR-A-05100	C1



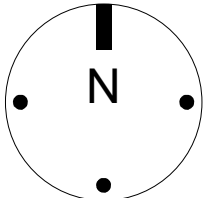
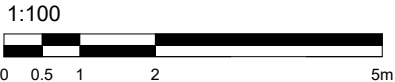
Level 01 - Key Plan

Plot numbers and areas covered on plan:

Section 1:

Plots 056, 057, 058, 075, 076

Handover Section Schedule			
Section	Area	Units	Plots/Description
Section 1	Core 3	22	Plots 55 to 76. Cycle Storage next to Plot 76
Section 2	Core 4	24	Plots 77 to 100
Section 3	Core 5	18	Plots 101 to 118. Core 5 Bin Store
Section 4	Core 1	23	Plots 1 to 23. Core 1 Cycle Store. Core 1 Store Rooms on Level 00, 01, 02, 03,04
Section 5	Core 2	18	Plots 24 to 41
Section 6	Block P1-2	13	Plots 42 to 54. Block P1-2 Bin Store x2. Block P1-2 Storage Room.
Section 7	External & Car Parking (76nr)	N/A	All external hard and soft landscaping on Level 00. Covered carpark and cycle storage including Sprinkler Tank Room, Substation Room, Switch Room and Bin Store between Block 1&4. Landscaped podium deck on Level 01.



General Notes

1. Dimensions are in millimetres unless stated otherwise.
2. Levels are in metres AOD unless stated otherwise.
3. Dimensions govern.
Do not scale off drawing.
4. All dimensions to be verified on site before proceeding.
5. All discrepancies to be notified in writing to 7N Architects (Randolph) Ltd.

© 7N Architects (Randolph) Ltd.

C1	06.02.25	Revised with notes.	7N
C0	04.02.25	First Issue.	7N
Rev	Date	Reason For Issue	Chk

7N Architects

7 Randolph Place, Edinburgh EH3 7TE +44 (0) 131 220 5541 www.7narchitects.com

Client
CCG Homes Ltd

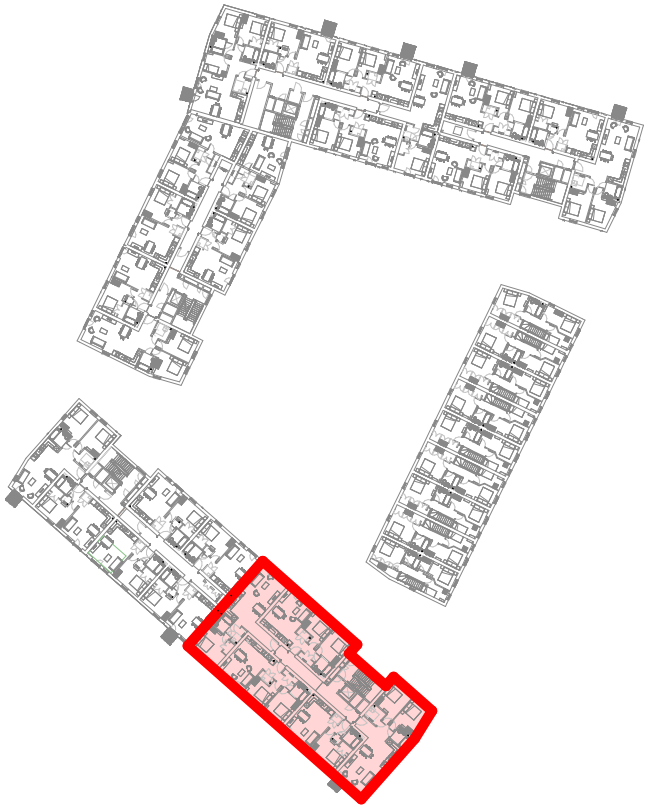
Project
Western Harbour Plot P1

Drawing Title
Handover Section 1 (Sheet 2 of 5)

Status
For Information

Scale	Paper Size	Date
As indicated	@A1	04.02.25

Project No.	Draw No.	Rev No.
162	124- 7N-P1X-XX-DR-A-05101	C1



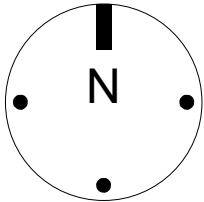
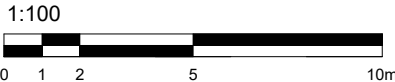
Level 02 - Key Plan

Plot numbers and areas covered on plan:

Section 1:

Plots 059, 060, 061, 062, 063

Handover Section Schedule			
Section	Area	Units	Plots/Description
Section 1	Core 3	22	Plots 55 to 76. Cycle Storage next to Plot 76
Section 2	Core 4	24	Plots 77 to 100
Section 3	Core 5	18	Plots 101 to 118. Core 5 Bin Store
Section 4	Core 1	23	Plots 1 to 23. Core 1 Cycle Store. Core 1 Store Rooms on Level 00, 01, 02, 03,04
Section 5	Core 2	18	Plots 24 to 41
Section 6	Block P1-2	13	Plots 42 to 54. Block P1-2 Bin Store x2. Block P1-2 Storage Room.
Section 7	External & Car Parking (76nr)	N/A	All external hard and soft landscaping on Level 00. Covered carpark and cycle storage including Sprinkler Tank Room, Substation Room, Switch Room and Bin Store between Block 1&4. Landscaped podium deck on Level 01.



General Notes

1. Dimensions are in millimetres unless stated otherwise.
2. Levels are in metres AOD unless stated otherwise.
3. Dimensions govern.
Do not scale off drawing.
4. All dimensions to be verified on site before proceeding.
5. All discrepancies to be notified in writing to 7N Architects (Randolph) Ltd.

© 7N Architects (Randolph) Ltd.

C1	06.02.25	Revised with notes.	7N
C0	04.02.25	First Issue.	7N
Rev	Date	Reason For Issue	Chk

7N Architects

7 Randolph Place, Edinburgh EH3 7TE +44 (0) 131 220 5541 www.7narchitects.com

Client
CCG Homes Ltd

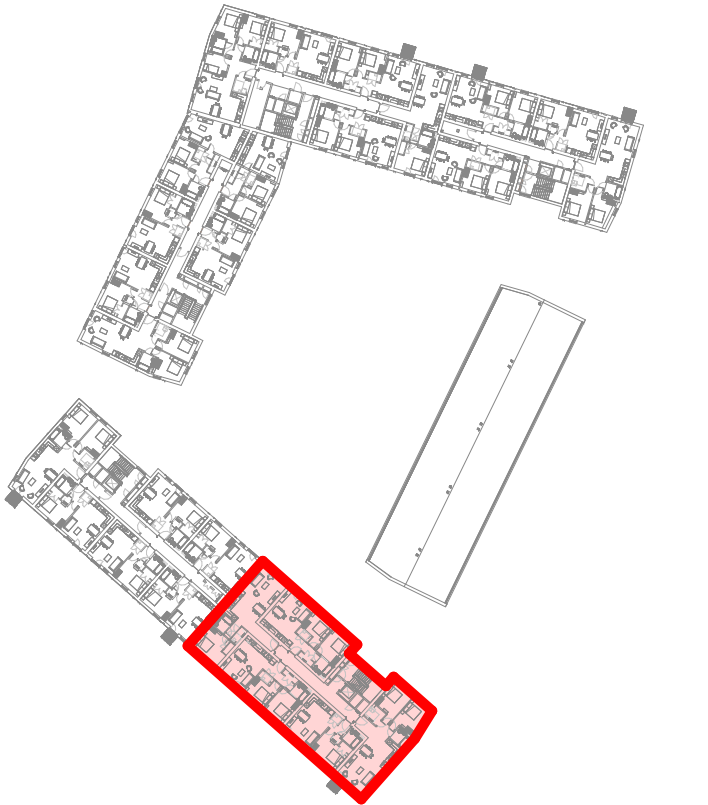
Project
Western Harbour Plot P1

Drawing Title
Handover Section 1 (Sheet 3 of 5)

Status
For Information

Scale	Paper Size	Date
As indicated	@A1	04.02.25

Project No.	Draw No.	Rev No.
162	124- 7N-P1X-XX-DR-A-05102	C1



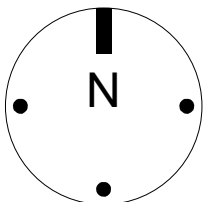
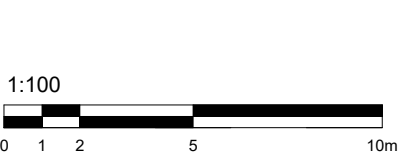
Level 03 - Key Plan

Plot numbers and areas covered on plan:

Section 1:

Plots 064, 065, 066, 067, 068

Handover Section Schedule			
Section	Area	Units	Plots/Description
Section 1	Core 3	22	Plots 55 to 76. Cycle Storage next to Plot 76
Section 2	Core 4	24	Plots 77 to 100
Section 3	Core 5	18	Plots 101 to 118. Core 5 Bin Store
Section 4	Core 1	23	Plots 1 to 23. Core 1 Cycle Store. Core 1 Store Rooms on Level 00, 01, 02, 03,04
Section 5	Core 2	18	Plots 24 to 41
Section 6	Block P1-2	13	Plots 42 to 54. Block P1-2 Bin Store x2. Block P1-2 Storage Room.
Section 7	External & Car Parking (76nr)	N/A	All external hard and soft landscaping on Level 00. Covered carpark and cycle storage including Sprinkler Tank Room, Substation Room, Switch Room and Bin Store between Block 1&4. Landscaped podium deck on Level 01.



General Notes

1. Dimensions are in millimetres unless stated otherwise.
2. Levels are in metres AOD unless stated otherwise.
3. Dimensions govern.
Do not scale off drawing.
4. All dimensions to be verified on site before proceeding.
5. All discrepancies to be notified in writing to 7N Architects (Randolph) Ltd.

© 7N Architects (Randolph) Ltd.

C1	06.02.25	Revised with notes.	7N
C0	04.02.25	First Issue.	7N
Rev	Date	Reason For Issue	Chk

7N Architects

7 Randolph Place, Edinburgh EH3 7TE +44 (0) 131 220 5541 www.7narchitects.com

Client
CCG Homes Ltd

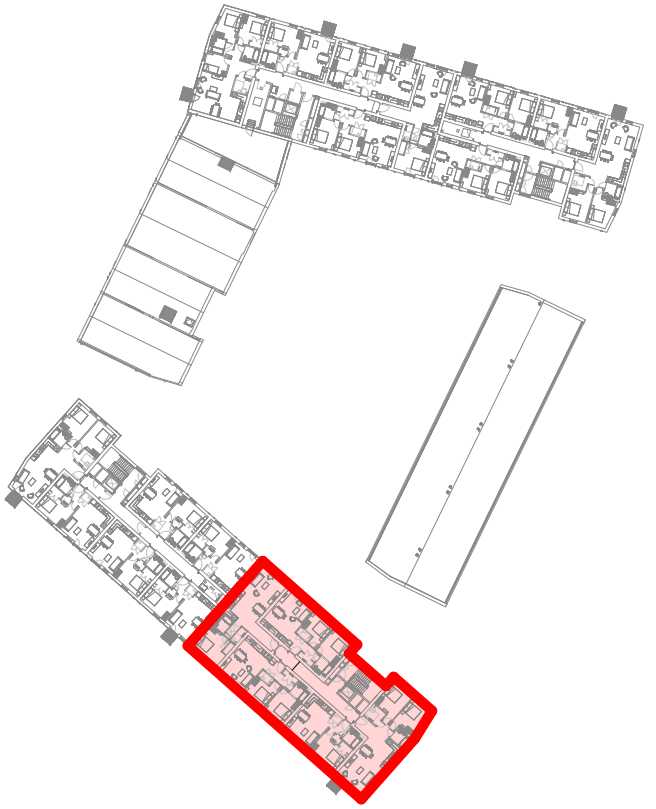

Project
Western Harbour Plot P1

Drawing Title
Handover Section 1 (Sheet 4 of 5)

Status
For Information

Scale	Paper Size	Date
As indicated	@A1	04.02.25

Project No.	Draw No.	Rev No.
162	124- 7N-P1X-XX-DR-A-05103	C1



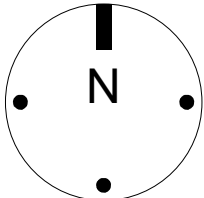
Level 04 - Key Plan

Plot numbers and areas covered on plan:

Section 1:

Plots 069, 070, 071, 072, 073

Handover Section Schedule			
Section	Area	Units	Plots/Description
Section 1	Core 3	22	Plots 55 to 76. Cycle Storage next to Plot 76
Section 2	Core 4	24	Plots 77 to 100
Section 3	Core 5	18	Plots 101 to 118. Core 5 Bin Store
Section 4	Core 1	23	Plots 1 to 23. Core 1 Cycle Store. Core 1 Store Rooms on Level 00, 01, 02, 03,04
Section 5	Core 2	18	Plots 24 to 41
Section 6	Block P1-2	13	Plots 42 to 54. Block P1-2 Bin Store x2. Block P1-2 Storage Room.
Section 7	External & Car Parking (76nr)	N/A	All external hard and soft landscaping on Level 00. Covered carpark and cycle storage including Sprinkler Tank Room, Substation Room, Switch Room and Bin Store between Block 1&4. Landscaped podium deck on Level 01.



General Notes

1. Dimensions are in millimetres unless stated otherwise.
2. Levels are in metres AOD unless stated otherwise.
3. Dimensions govern.
Do not scale off drawing.
4. All dimensions to be verified on site before proceeding.
5. All discrepancies to be notified in writing to 7N Architects (Randolph) Ltd.

© 7N Architects (Randolph) Ltd.

C1	06.02.25	Revised with notes.	7N
C0	04.02.25	First Issue.	7N
Rev	Date	Reason For Issue	Chk

7N Architects

7 Randolph Place, Edinburgh EH3 7TE +44 (0) 131 220 5541 www.7narchitects.com

Client
CCG Homes Ltd

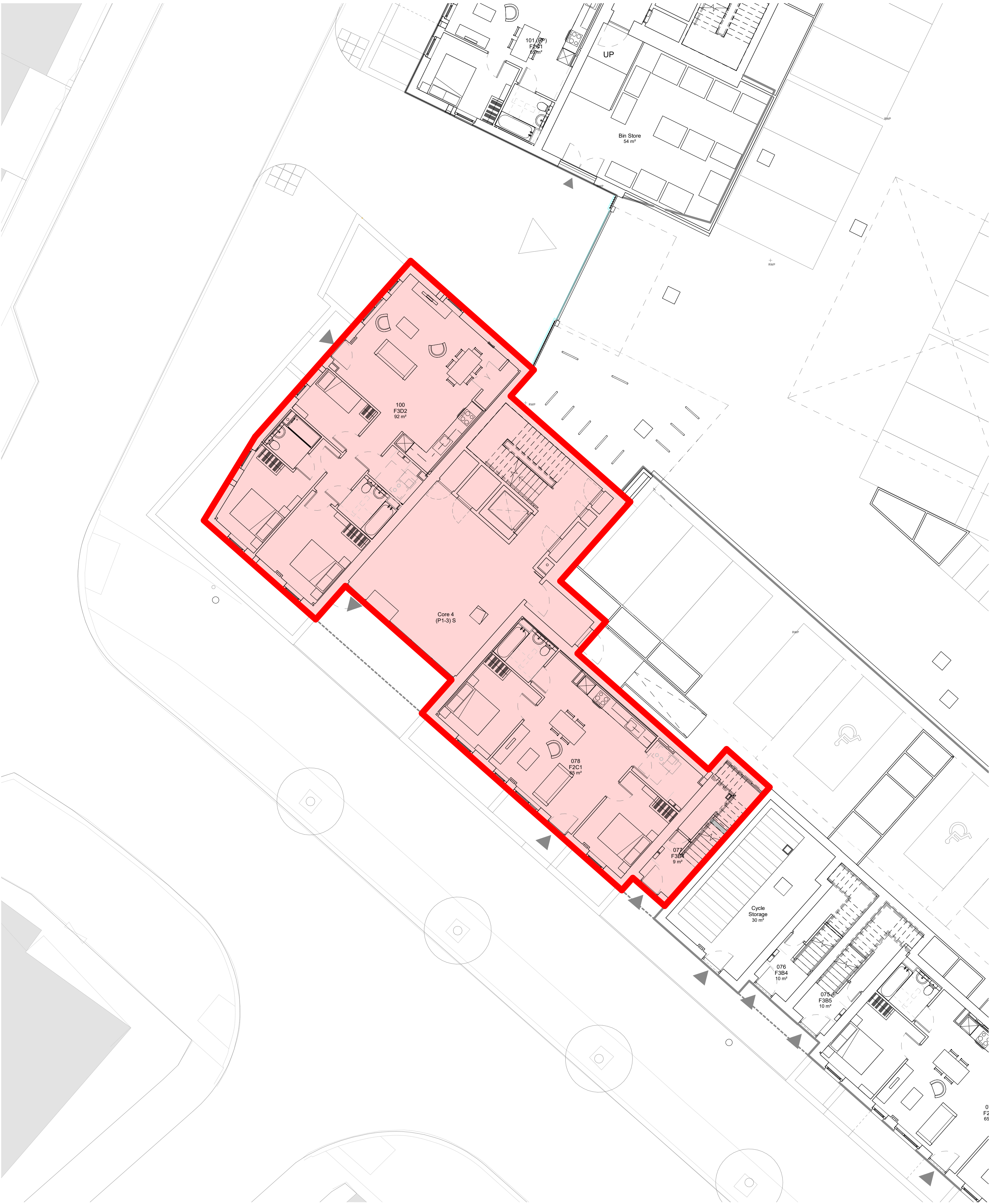
Project
Western Harbour Plot P1

Drawing Title
Handover Section 1 (Sheet 5 of 5)

Status
For Information

Scale	Paper Size	Date
As indicated	@A1	04.02.25

Project No.	Draw No.	Rev No.
162	124- 7N-P1X-XX-DR-A-05104	C1



1 Handover Section 2
1 : 100

General Notes

1. Dimensions are in millimetres unless stated otherwise.
2. Levels are in metres AOD unless stated otherwise.
3. Dimensions govern.
4. All dimensions to be verified on site before proceeding.
5. All discrepancies to be notified in writing to 7N Architects (Randolph) Ltd.

© 7N Architects (Randolph) Ltd.



Level 00 Key Plan

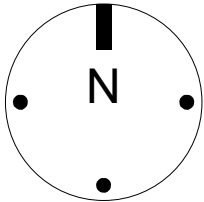
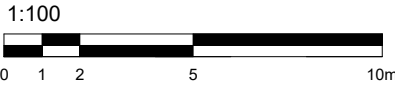
Plot numbers and areas covered on plan:

Section 2:

Plots 077, 078, 100

Core 4 (P1-3) S

Handover Section Schedule			
Section	Area	Units	Plots/Description
Section 1	Core 3	22	Plots 55 to 76. Cycle Storage next to Plot 76
Section 2	Core 4	24	Plots 77 to 100
Section 3	Core 5	18	Plots 101 to 118. Core 5 Bin Store
Section 4	Core 1	23	Plots 1 to 23. Core 1 Cycle Store. Core 1 Store Rooms on Level 00, 01, 02, 03,04
Section 5	Core 2	18	Plots 24 to 41
Section 6	Block P1-2	13	Plots 42 to 54. Block P1-2 Bin Store x2. Block P1-2 Storage Room.
Section 7	External & Car Parking (76nr)	N/A	All external hard and soft landscaping on Level 00. Covered carpark and cycle storage including Sprinkler Tank Room, Substation Room, Switch Room and Bin Store between Block 1&4. Landscaped podium deck on Level 01.



C1	06.02.25	Revised with notes.	7N
C0	04.02.25	First Issue.	7N
Rev	Date	Reason For Issue	Chk

7N Architects

7 Randolph Place, Edinburgh EH3 7TE +44 (0) 131 220 5541 www.7narchitects.com

Client
CCG Homes Ltd

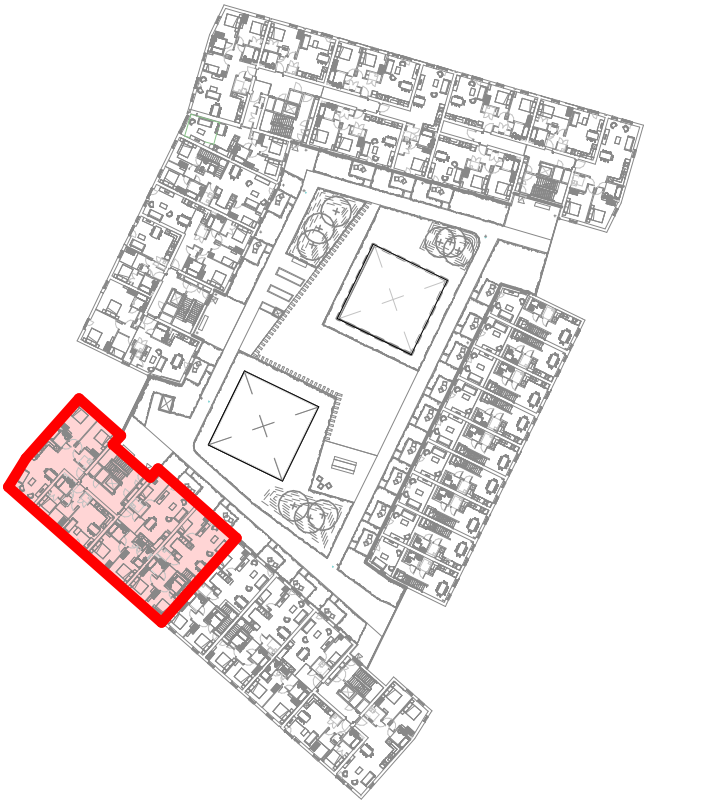
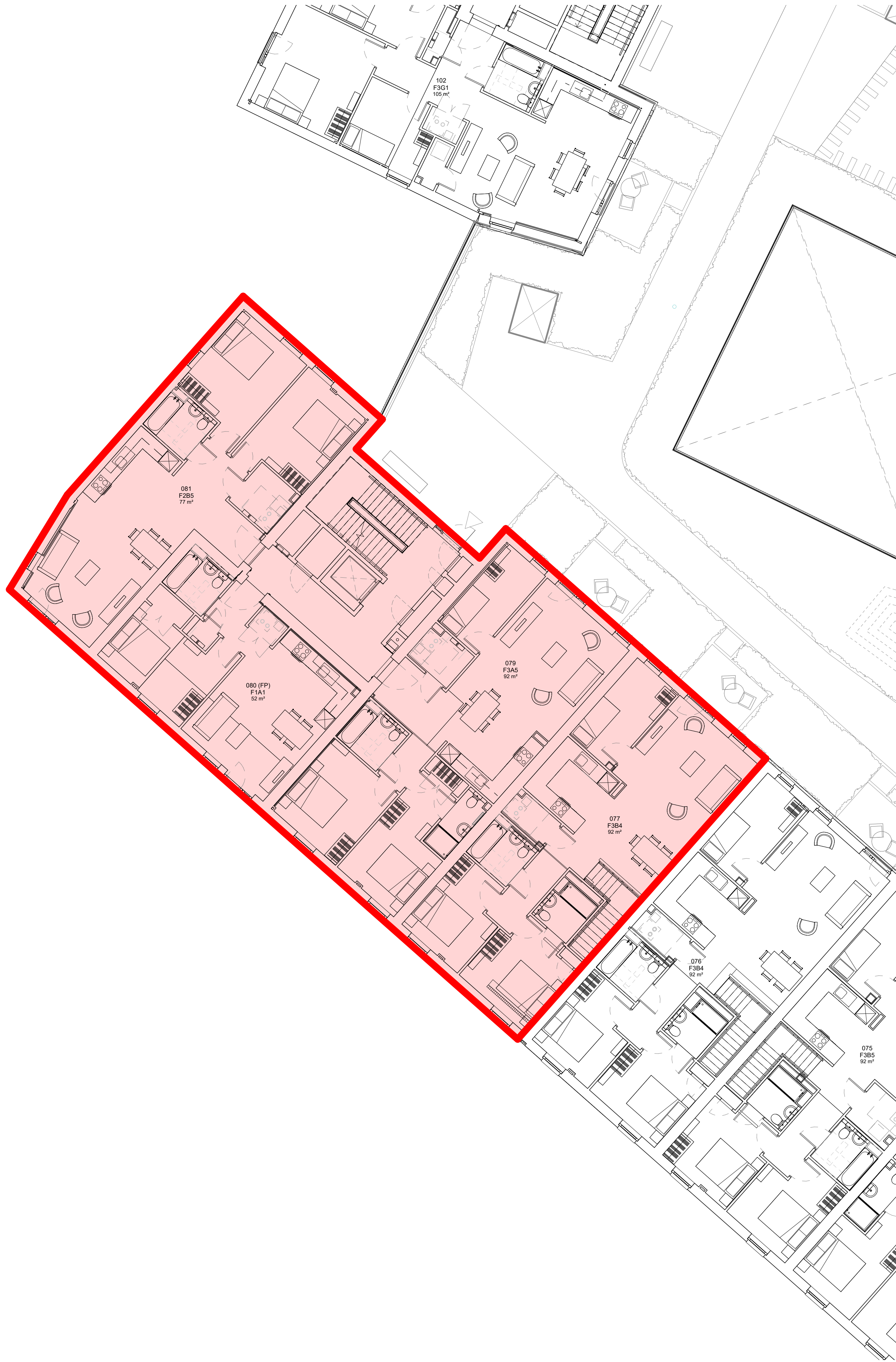
Project
Western Harbour Plot P1

Drawing Title
Handover Section 2 (Sheet 1 of 5)

Status
For Information

Scale	Paper Size	Date
	@A1	04.02.25

Project No.	Draw No.	Rev No.
162	124- 7N-P1X-XX-DR-A-05105	C1



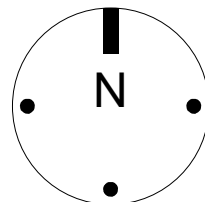
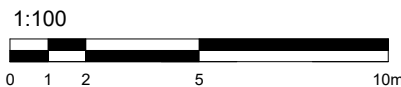
Level 01 - Key Plan

Plot numbers and areas covered on plan:

Section 2:

Plots 077, 079, 080, 081

Handover Section Schedule			
Section	Area	Units	Plots/Description
Section 1	Core 3	22	Plots 55 to 76. Cycle Storage next to Plot 76
Section 2	Core 4	24	Plots 77 to 100
Section 3	Core 5	18	Plots 101 to 118. Core 5 Bin Store
Section 4	Core 1	23	Plots 1 to 23. Core 1 Cycle Store. Core 1 Store Rooms on Level 00, 01, 02, 03,04
Section 5	Core 2	18	Plots 24 to 41
Section 6	Block P1-2	13	Plots 42 to 54. Block P1-2 Bin Store x2. Block P1-2 Storage Room.
Section 7	External & Car Parking (76nr)	N/A	All external hard and soft landscaping on Level 00. Covered carpark and cycle storage including Sprinkler Tank Room, Substation Room, Switch Room and Bin Store between Block 1&4. Landscaped podium deck on Level 01.



General Notes

1. Dimensions are in millimetres unless stated otherwise.
2. Levels are in metres AOD unless stated otherwise.
3. Dimensions govern.
Do not scale off drawing.
4. All dimensions to be verified on site before proceeding.
5. All discrepancies to be notified in writing to 7N Architects (Randolph) Ltd.

© 7N Architects (Randolph) Ltd.

C1	06.02.25	Revised with notes.	7N
C0	04.02.25	First Issue.	7N
Rev	Date	Reason For Issue	Chk

7N Architects

7 Randolph Place, Edinburgh EH3 7TE +44 (0) 131 220 5541 www.7narchitects.com

Client
CCG Homes Ltd

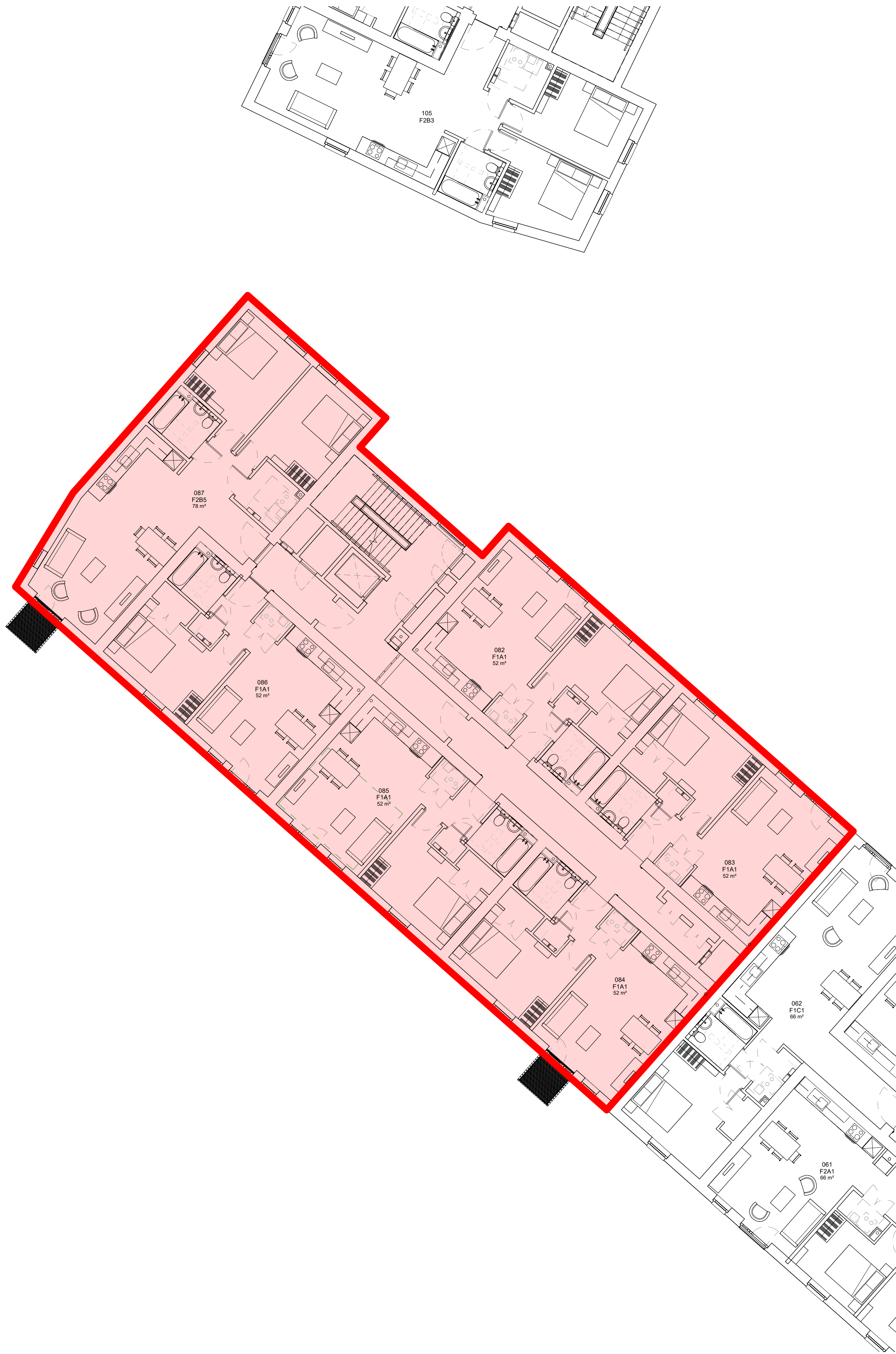
Project
Western Harbour Plot P1

Drawing Title
Handover Section 2 (Sheet 2 of 5)

Status
For Information

Scale	Paper Size	Date
As indicated	@A1	04.02.25

Project No.	Draw No.	Rev No.
162	124- 7N-P1X-XX-DR-A-05106	C1



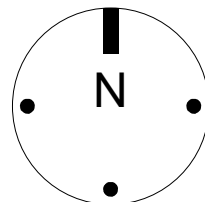
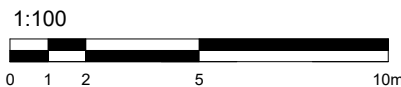
Level 02 - Key Plan

Plot numbers and areas covered on plan:

Section 2:

Plots 082, 083, 084, 085, 086, 087

Handover Section Schedule			
Section	Area	Units	Plots/Description
Section 1	Core 3	22	Plots 55 to 76. Cycle Storage next to Plot 76
Section 2	Core 4	24	Plots 77 to 100
Section 3	Core 5	18	Plots 101 to 118. Core 5 Bin Store
Section 4	Core 1	23	Plots 1 to 23. Core 1 Cycle Store. Core 1 Store Rooms on Level 00, 01, 02, 03,04
Section 5	Core 2	18	Plots 24 to 41
Section 6	Block P1-2	13	Plots 42 to 54. Block P1-2 Bin Store x2. Block P1-2 Storage Room.
Section 7	External & Car Parking (76nr)	N/A	All external hard and soft landscaping on Level 00. Covered carpark and cycle storage including Sprinkler Tank Room, Substation Room, Switch Room and Bin Store between Block 1&4. Landscaped podium deck on Level 01.



General Notes

1. Dimensions are in millimetres unless stated otherwise.
2. Levels are in metres AOD unless stated otherwise.
3. Dimensions govern.
Do not scale off drawing.
4. All dimensions to be verified on site before proceeding.
5. All discrepancies to be notified in writing to 7N Architects (Randolph) Ltd.

© 7N Architects (Randolph) Ltd.

C1	06.02.25	Revised with notes.	7N
C0	04.02.25	First Issue.	7N
Rev	Date	Reason For Issue	Chk

7N Architects

7 Randolph Place, Edinburgh EH3 7TE +44 (0) 131 220 5541 www.7narchitects.com

Client
CCG Homes Ltd

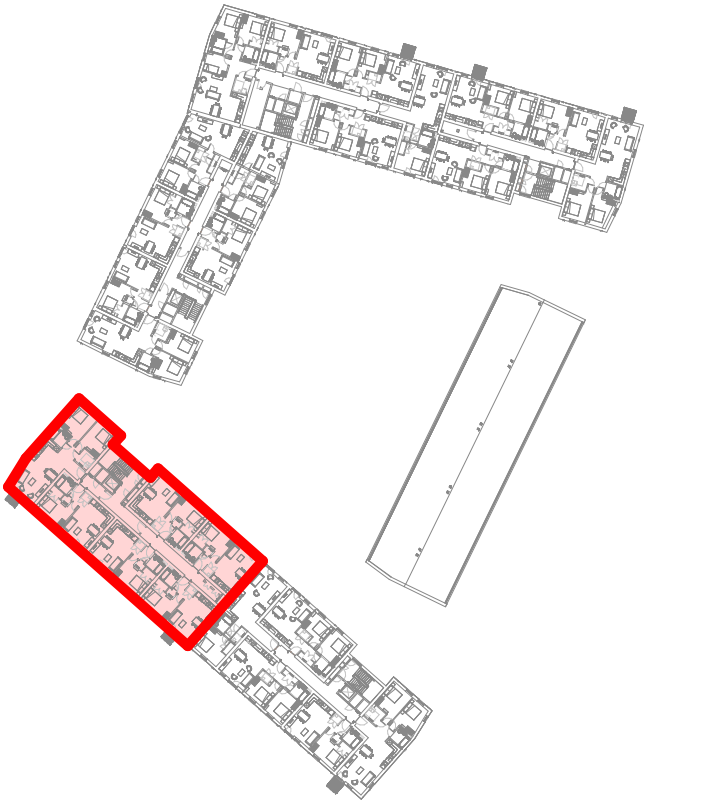
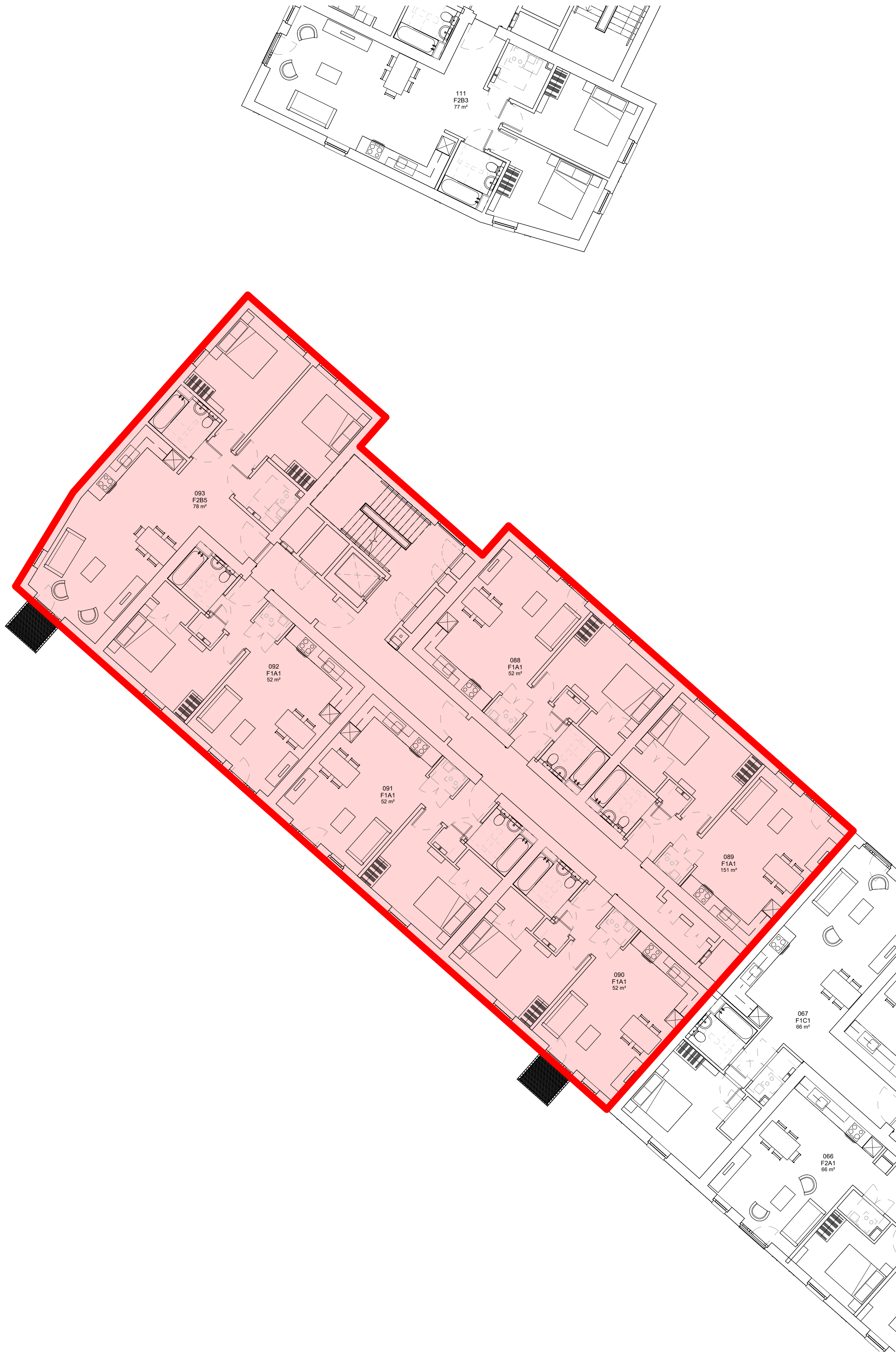
Project
Western Harbour Plot P1

Drawing Title
Handover Section 2 (Sheet 3 of 5)

Status
For Information

Scale	Paper Size	Date
As indicated	@A1	04.02.25

Project No.	Draw No.	Rev No.
162	124- 7N-P1X-XX-DR-A-05107	C1



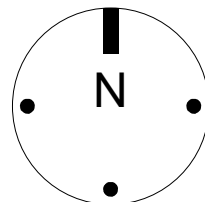
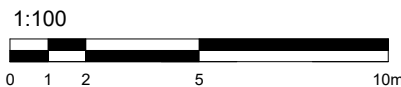
Level 03 - Key Plan

Plot numbers and areas covered on plan:

Section 2:

Plots 088, 089, 090, 091, 092, 093

Handover Section Schedule			
Section	Area	Units	Plots/Description
Section 1	Core 3	22	Plots 55 to 76. Cycle Storage next to Plot 76
Section 2	Core 4	24	Plots 77 to 100
Section 3	Core 5	18	Plots 101 to 118. Core 5 Bin Store
Section 4	Core 1	23	Plots 1 to 23. Core 1 Cycle Store. Core 1 Store Rooms on Level 00, 01, 02, 03,04
Section 5	Core 2	18	Plots 24 to 41
Section 6	Block P1-2	13	Plots 42 to 54. Block P1-2 Bin Store x2. Block P1-2 Storage Room.
Section 7	External & Car Parking (76nr)	N/A	All external hard and soft landscaping on Level 00. Covered carpark and cycle storage including Sprinkler Tank Room, Substation Room, Switch Room and Bin Store between Block 1&4. Landscaped podium deck on Level 01.



General Notes

1. Dimensions are in millimetres unless stated otherwise.
2. Levels are in metres AOD unless stated otherwise.
3. Dimensions govern.
Do not scale off drawing.
4. All dimensions to be verified on site before proceeding.
5. All discrepancies to be notified in writing to 7N Architects (Randolph) Ltd.

© 7N Architects (Randolph) Ltd.

C1	06.02.25	Revised with notes.	7N
C0	04.02.25	First Issue.	7N
Rev	Date	Reason For Issue	Chk

7N Architects

7 Randolph Place, Edinburgh EH3 7TE +44 (0) 131 220 5541 www.7narchitects.com

Client
CCG Homes Ltd

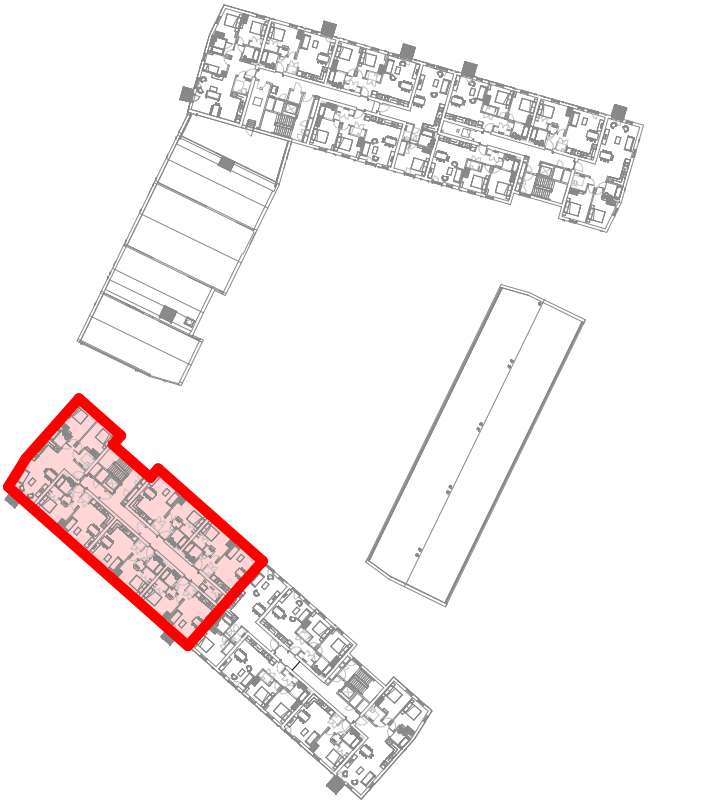
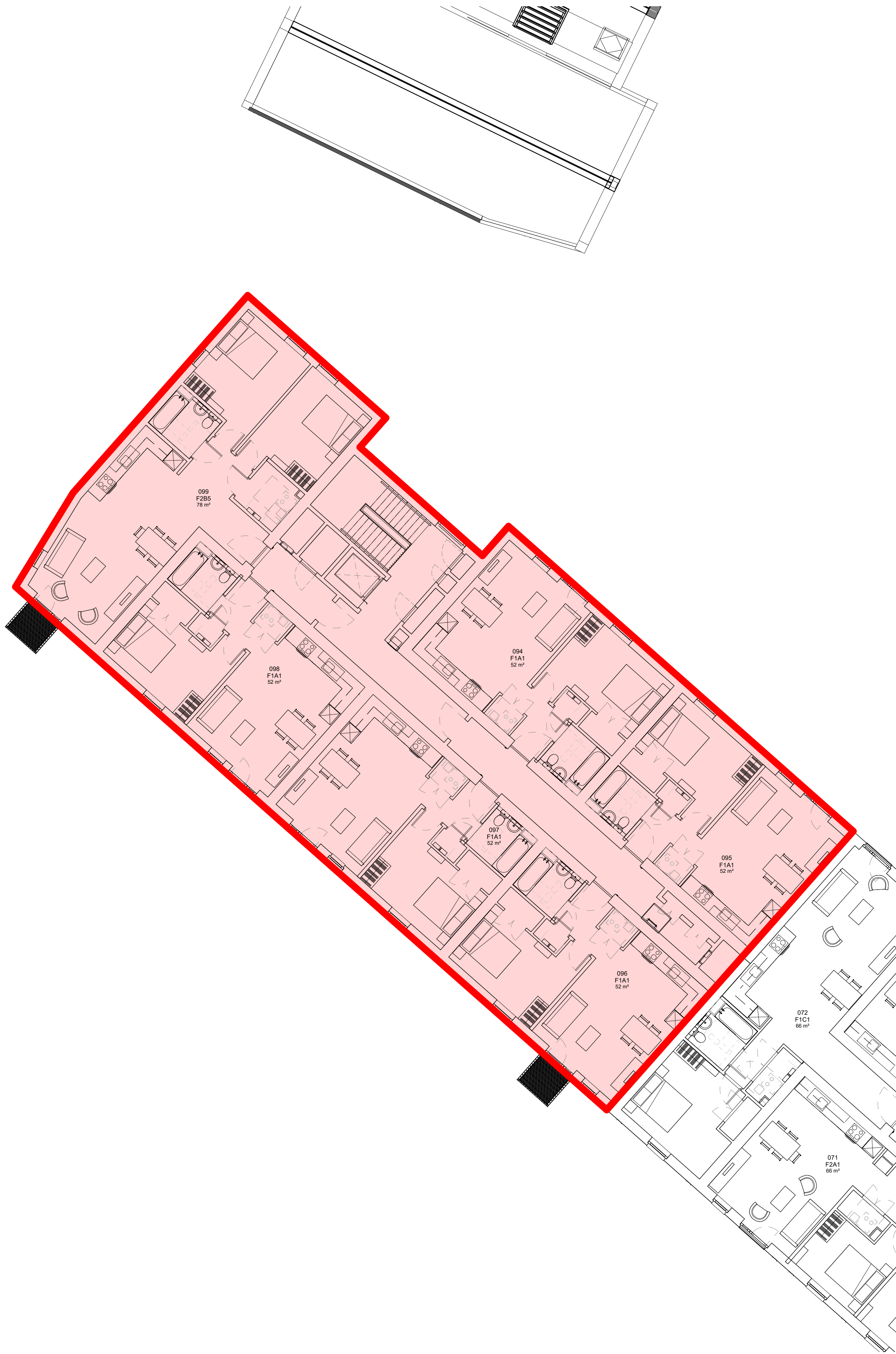
Project
Western Harbour Plot P1

Drawing Title
Handover Section 2 (Sheet 4 of 5)

Status
For Information

Scale	Paper Size	Date
As indicated	@A1	04.02.25

Project No.	Draw No.	Rev No.
162	124- 7N-P1X-XX-DR-A-05108	C1



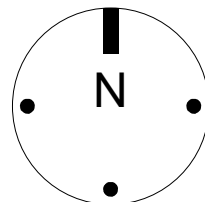
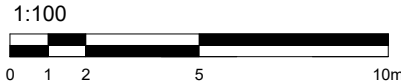
Level 04 - Key Plan

Plot numbers and areas covered on plan:

Section 2:

Plots 094, 095, 096, 097, 098, 099

Handover Section Schedule			
Section	Area	Units	Plots/Description
Section 1	Core 3	22	Plots 55 to 76. Cycle Storage next to Plot 76
Section 2	Core 4	24	Plots 77 to 100
Section 3	Core 5	18	Plots 101 to 118. Core 5 Bin Store
Section 4	Core 1	23	Plots 1 to 23. Core 1 Cycle Store. Core 1 Store Rooms on Level 00, 01, 02, 03,04
Section 5	Core 2	18	Plots 24 to 41
Section 6	Block P1-2	13	Plots 42 to 54. Block P1-2 Bin Store x2. Block P1-2 Storage Room.
Section 7	External & Car Parking (76nr)	N/A	All external hard and soft landscaping on Level 00. Covered carpark and cycle storage including Sprinkler Tank Room, Substation Room, Switch Room and Bin Store between Block 1&4. Landscaped podium deck on Level 01.



General Notes

1. Dimensions are in millimetres unless stated otherwise.
2. Levels are in metres AOD unless stated otherwise.
3. Dimensions govern.
Do not scale off drawing.
4. All dimensions to be verified on site before proceeding.
5. All discrepancies to be notified in writing to 7N Architects (Randolph) Ltd.

© 7N Architects (Randolph) Ltd.

C1	06.02.25	Revised with notes.	7N
C0	04.02.25	First Issue.	7N
Rev	Date	Reason For Issue	Chk

7N Architects

7 Randolph Place, Edinburgh EH3 7TE +44 (0) 131 220 5541 www.7narchitects.com

Client
CCG Homes Ltd

Project
Western Harbour Plot P1

Drawing Title
Handover Section 2 (Sheet 5 of 5)

Status
For Information

Scale	Paper Size	Date
As indicated	@A1	04.02.25

Project No.	Draw No.	Rev No.
162	124- 7N-P1X-XX-DR-A-05109	C1



Level 00 Key Plan

General Notes

1. Dimensions are in millimetres unless stated otherwise.
2. Levels are in metres AOD unless stated otherwise.
3. Dimensions govern.
Do not scale off drawing.
4. All dimensions to be verified on site before proceeding.
5. All discrepancies to be notified in writing to 7N Architects (Randolph) Ltd.

© 7N Architects (Randolph) Ltd.

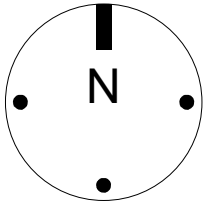
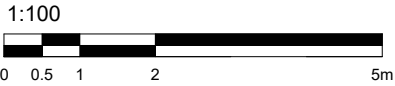
Plot numbers and areas covered on plan:

Section 3:

Plots 101, 117, 118

Bin Store, Core 5 (P1-4) W

Handover Section Schedule			
Section	Area	Units	Plots/Description
Section 1	Core 3	22	Plots 55 to 76. Cycle Storage next to Plot 76
Section 2	Core 4	24	Plots 77 to 100
Section 3	Core 5	18	Plots 101 to 118. Core 5 Bin Store
Section 4	Core 1	23	Plots 1 to 23. Core 1 Cycle Store. Core 1 Store Rooms on Level 00, 01, 02, 03,04
Section 5	Core 2	18	Plots 24 to 41
Section 6	Block P1-2	13	Plots 42 to 54. Block P1-2 Bin Store x2. Block P1-2 Storage Room.
Section 7	External & Car Parking (76nr)	N/A	All external hard and soft landscaping on Level 00. Covered carpark and cycle storage including Sprinkler Tank Room, Substation Room, Switch Room and Bin Store between Block 1&4. Landscaped podium deck on Level 01.



C1	06.02.25	Revised with notes.	7N
C0	04.02.25	First Issue.	7N
Rev	Date	Reason For Issue	Chk

7N Architects

7 Randolph Place, Edinburgh EH3 7TE +44 (0) 131 220 5541 www.7narchitects.com

Client
CCG Homes Ltd

Project
Western Harbour Plot P1

Drawing Title
Handover Section 3 (Sheet 1 of 4)

Status
For Information

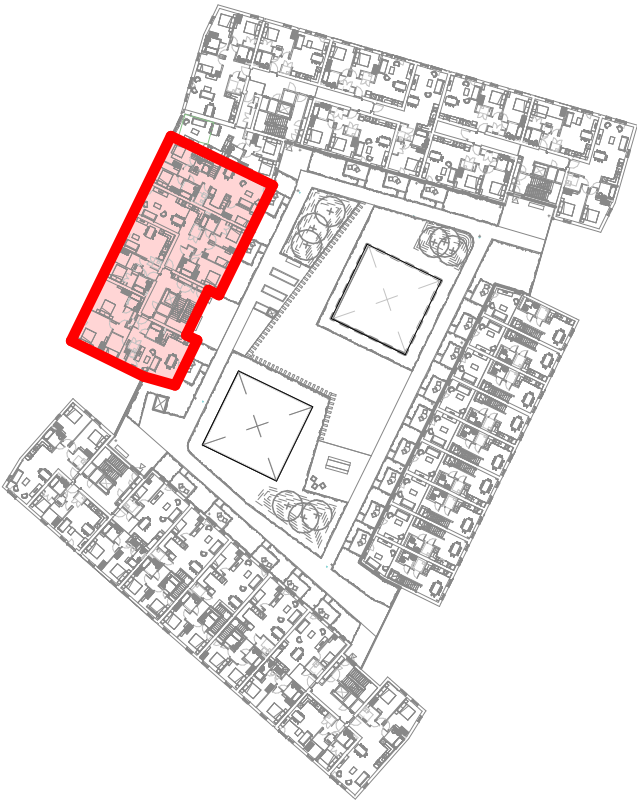
Scale	Paper Size	Date
	@A1	04.02.25

Project No.	DRAW No.	Rev No.
162	124- 7N-P1X-XX-DR-A-05110	C1

General Notes

- 1. Dimensions are in millimetres unless stated otherwise.
- 2. Levels are in metres AOD unless stated otherwise.
- 3. Dimensions govern.
- 4. All dimensions to be verified on site before proceeding.
- 5. All discrepancies to be notified in writing to 7N Architects (Randolph) Ltd.

© 7N Architects (Randolph) Ltd.



Level 01 - Key Plan



Plot numbers and areas covered on plan:

Section 3:

Plots 102, 103, 104, 118

Handover Section Schedule			
Section	Area	Units	Plots/Description
Section 1	Core 3	22	Plots 55 to 76. Cycle Storage next to Plot 76
Section 2	Core 4	24	Plots 77 to 100
Section 3	Core 5	18	Plots 101 to 118. Core 5 Bin Store
Section 4	Core 1	23	Plots 1 to 23. Core 1 Cycle Store. Core 1 Store Rooms on Level 00, 01, 02, 03,04
Section 5	Core 2	18	Plots 24 to 41
Section 6	Block P1-2	13	Plots 42 to 54. Block P1-2 Bin Store x2. Block P1-2 Storage Room.
Section 7	External & Car Parking (76nr)	N/A	All external hard and soft landscaping on Level 00. Covered carpark and cycle storage including Sprinkler Tank Room, Substation Room, Switch Room and Bin Store between Block 1&4. Landscaped podium deck on Level 01.

C1	06.02.25	Revised with notes.	7N
C0	04.02.25	First Issue.	7N
Rev	Date	Reason For Issue	Chk

7N Architects

7 Randolph Place, Edinburgh EH3 7TE +44 (0) 131 220 5541 www.7narchitects.com

Client
CCG Homes Ltd

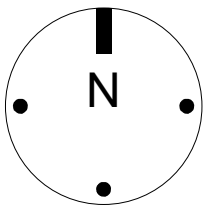
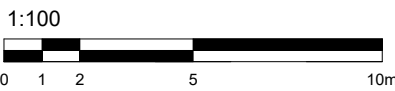
Project
Western Harbour Plot P1

Drawing Title
Handover Section 3 (Sheet 2 of 4)

Status
For Information

Scale	Paper Size	Date
As indicated @A1	@A1	04.02.25

Project No.	Draw No.	Rev No.
162	124- 7N-P1X-XX-DR-A-05111	C1



Plots 105, 106, 107, 108, 109, 110

7N Architects

Client
CCG Homes Ltd

Project
Western Harbour Plot P1

Drawing Title
Handover Section 3 (Sheet 3 of 4)

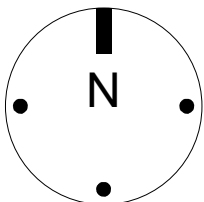
Status

For Information

Scale	Paper Size	Date
As indicated	@A1	04.02.25

Project No.	Draw No.	Rev No.
162	124- 7N-P1X-XX-DR-A-05112	C1

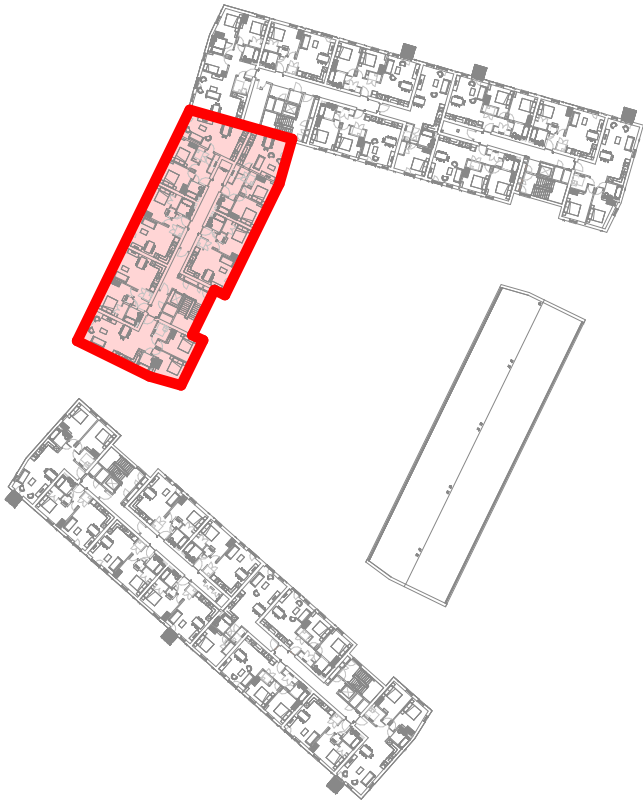
Handover Section Schedule			
Section	Area	Units	Plots/Description
Section 1	Core 3	22	Plots 55 to 76. Cycle Storage next to Plot 76
Section 2	Core 4	24	Plots 77 to 100
Section 3	Core 5	18	Plots 101 to 118. Core 5 Bin Store
Section 4	Core 1	23	Plots 1 to 23. Core 1 Cycle Store. Core 1 Store Rooms on Level 00, 01, 02, 03,04
Section 5	Core 2	18	Plots 24 to 41
Section 6	Block P1-2	13	Plots 42 to 54. Block P1-2 Bin Store x2. Block P1-2 Storage Room.
Section 7	External & Car Parking (76nr)	N/A	All external hard and soft landscaping on Level 00. Covered carpark and cycle storage including Sprinkler Tank Room, Substation Room, Switch Room and Bin Store between Block 1&4. Landscaped podium deck on Level 01.



General Notes

- 1. Dimensions are in millimetres unless stated otherwise.
- 2. Levels are in metres AOD unless stated otherwise.
- 3. Dimensions govern.
- 4. All dimensions to be verified on site before proceeding.
- 5. All discrepancies to be notified in writing to 7N Architects (Randolph) Ltd.

© 7N Architects (Randolph) Ltd.



Level 03 - Key Plan

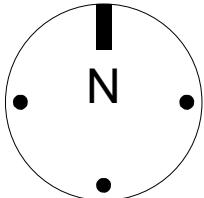
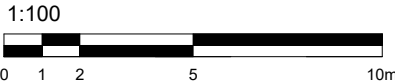


Plot numbers and areas covered on plan:

Section 3:

Plots 111, 112, 113, 114, 115, 116

Handover Section Schedule			
Section	Area	Units	Plots/Description
Section 1	Core 3	22	Plots 55 to 76. Cycle Storage next to Plot 76
Section 2	Core 4	24	Plots 77 to 100
Section 3	Core 5	18	Plots 101 to 118. Core 5 Bin Store
Section 4	Core 1	23	Plots 1 to 23. Core 1 Cycle Store. Core 1 Store Rooms on Level 00, 01, 02, 03,04
Section 5	Core 2	18	Plots 24 to 41
Section 6	Block P1-2	13	Plots 42 to 54. Block P1-2 Bin Store x2. Block P1-2 Storage Room.
Section 7	External & Car Parking (76nr)	N/A	All external hard and soft landscaping on Level 00. Covered carpark and cycle storage including Sprinkler Tank Room, Substation Room, Switch Room and Bin Store between Block 1&4. Landscaped podium deck on Level 01.



C1	06.02.25	Revised with notes.	7N
C0	04.02.25	First Issue.	7N
Rev	Date	Reason For Issue	Chk

7N Architects

7 Randolph Place, Edinburgh EH3 7TE +44 (0) 131 220 5541 www.7narchitects.com

Client
CCG Homes Ltd

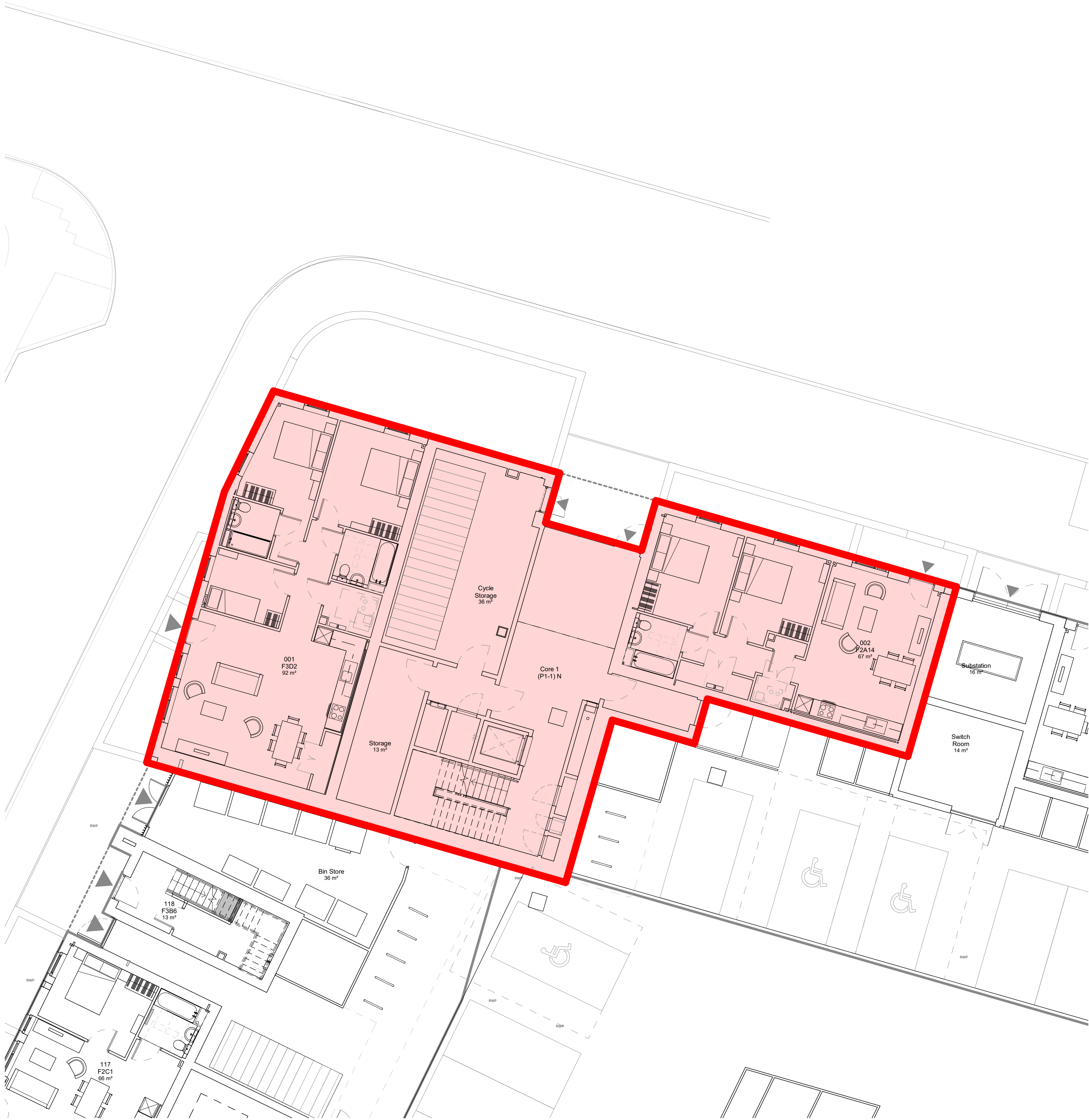
Project
Western Harbour Plot P1

Drawing Title
Handover Section 3 (Sheet 4 of 4)

Status
For Information

Scale	Paper Size	Date
As indicated	@A1	04.02.25

Project No.	Draw No.	Rev No.
162	124- 7N-P1X-XX-DR-A-05113	C1

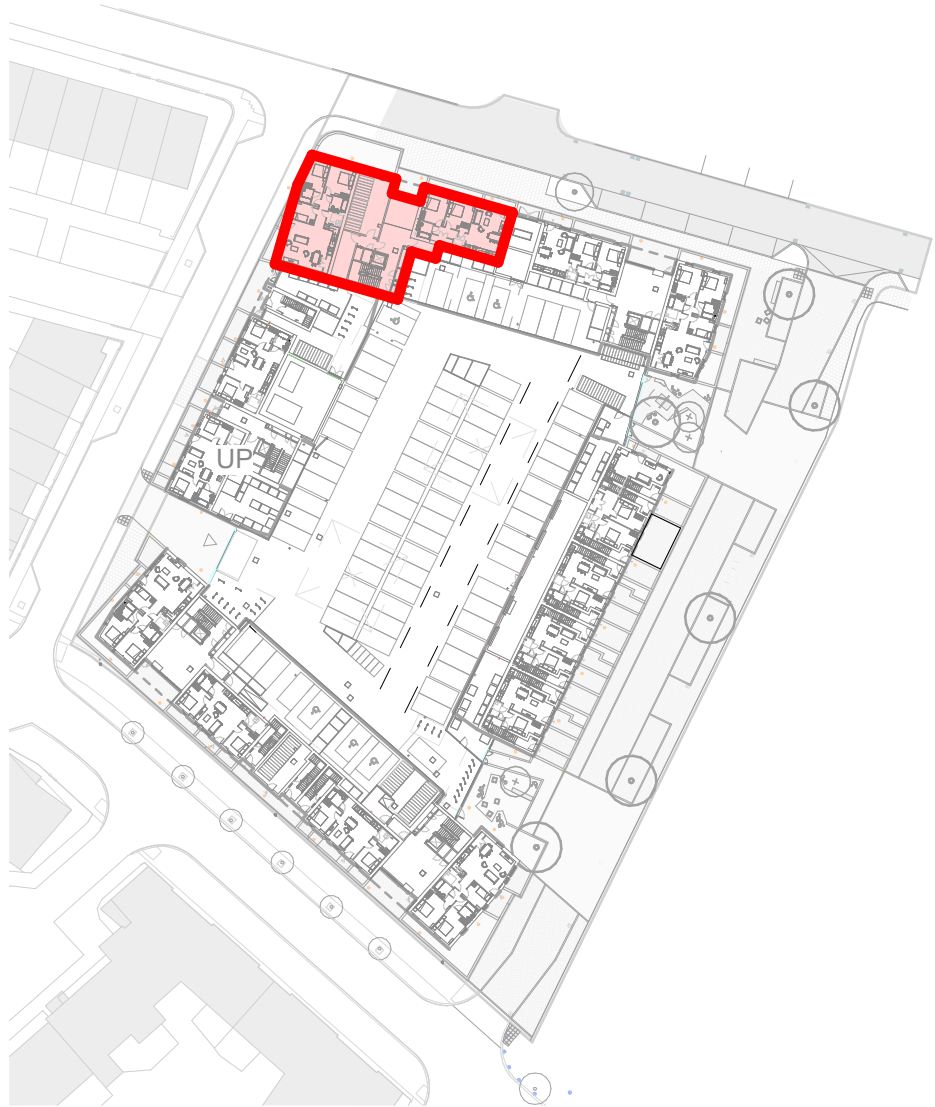


1 Handover Section 4
1 : 100

General Notes

1. Dimensions are in millimetres unless stated otherwise.
2. Levels are in metres AOD unless stated otherwise.
3. Dimensions govern.
Do not scale off drawing.
4. All dimensions to be verified on site before proceeding.
5. All discrepancies to be notified in writing to 7N Architects (Randolph) Ltd.

© 7N Architects (Randolph) Ltd.



Level 00 Key Plan

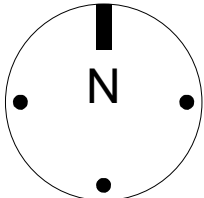
Plot numbers and areas covered on plan:

Section 4:

Plots 001, 002

Cycle Storage, Storage, Core 1 (P1-1) N

Handover Section Schedule			
Section	Area	Units	Plots/Description
Section 1	Core 3	22	Plots 55 to 76. Cycle Storage next to Plot 76
Section 2	Core 4	24	Plots 77 to 100
Section 3	Core 5	18	Plots 101 to 118. Core 5 Bin Store
Section 4	Core 1	23	Plots 1 to 23. Core 1 Cycle Store. Core 1 Store Rooms on Level 00, 01, 02, 03,04
Section 5	Core 2	18	Plots 24 to 41
Section 6	Block P1-2	13	Plots 42 to 54. Block P1-2 Bin Store x2. Block P1-2 Storage Room.
Section 7	External & Car Parking (76nr)	N/A	All external hard and soft landscaping on Level 00. Covered carpark and cycle storage including Sprinkler Tank Room, Substation Room, Switch Room and Bin Store between Block 1&4. Landscaped podium deck on Level 01.



C1	06.02.25	Revised with notes.	7N
C0	04.02.25	First Issue.	7N
Rev	Date	Reason For Issue	Chk

7N Architects

7 Randolph Place, Edinburgh EH3 7TE +44 (0) 131 220 5541 www.7narchitects.com

Client
CCG Homes Ltd

Project
Western Harbour Plot P1

Drawing Title
Handover Section 4 (Sheet 1 of 5)

Status
For Information

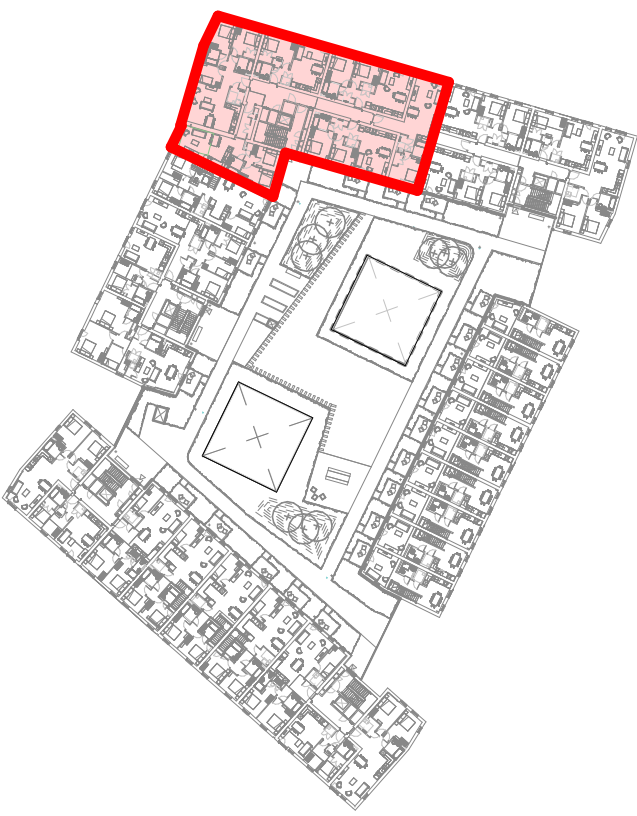
Scale	Paper Size	Date
	@A1	04.02.25

Project No.	Draw No.	Rev No.
162	124- 7N-P1X-XX-DR-A-05114	C1

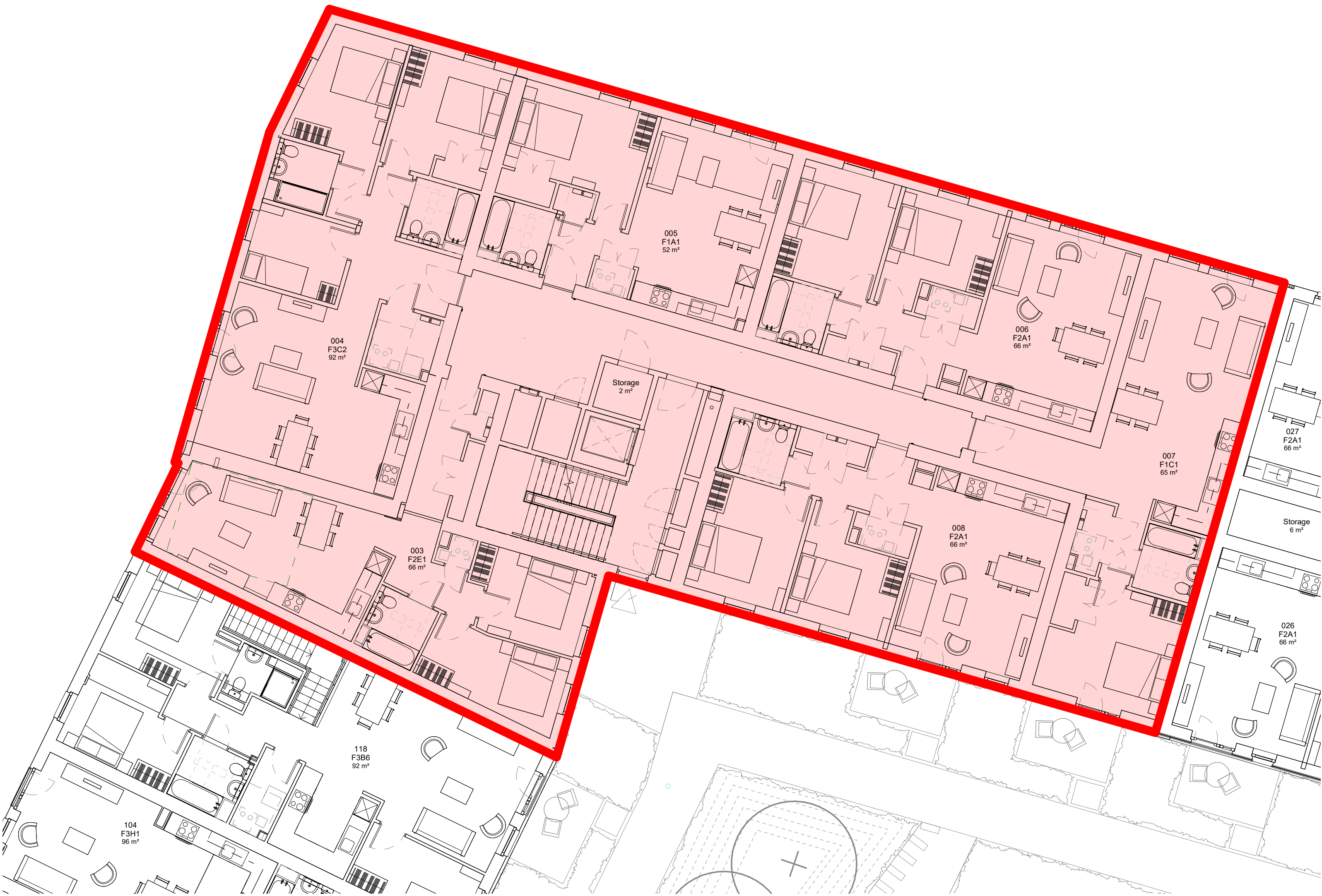
General Notes

- 1. Dimensions are in millimetres unless stated otherwise.
- 2. Levels are in metres AOD unless stated otherwise.
- 3. Dimensions govern.
Do not scale off drawing.
- 4. All dimensions to be verified on site before proceeding.
- 5. All discrepancies to be notified in writing to 7N Architects (Randolph) Ltd.

© 7N Architects (Randolph) Ltd.



Level 01 - Key Plan



Plot numbers and areas covered on plan:

Section 4:

Plots 003, 004, 005, 006, 007, 008

Storage

Handover Section Schedule			
Section	Area	Units	Plots/Description
Section 1	Core 3	22	Plots 55 to 76. Cycle Storage next to Plot 76
Section 2	Core 4	24	Plots 77 to 100
Section 3	Core 5	18	Plots 101 to 118. Core 5 Bin Store
Section 4	Core 1	23	Plots 1 to 23. Core 1 Cycle Store. Core 1 Store Rooms on Level 00, 01, 02, 03,04
Section 5	Core 2	18	Plots 24 to 41
Section 6	Block P1-2	13	Plots 42 to 54. Block P1-2 Bin Store x2. Block P1-2 Storage Room.
Section 7	External & Car Parking (76nr)	N/A	All external hard and soft landscaping on Level 00. Covered carpark and cycle storage including Sprinkler Tank Room, Substation Room, Switch Room and Bin Store between Block 1&4. Landscaped podium deck on Level 01.

C1	06.02.25	Revised with notes.	7N
C0	04.02.25	First Issue.	7N
Rev	Date	Reason For Issue	Chk

7N Architects

7 Randolph Place, Edinburgh EH3 7TE +44 (0) 131 220 5541 www.7narchitects.com

Client
CCG Homes Ltd

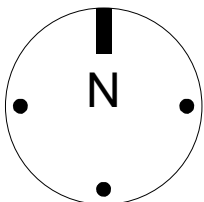
Project
Western Harbour Plot P1

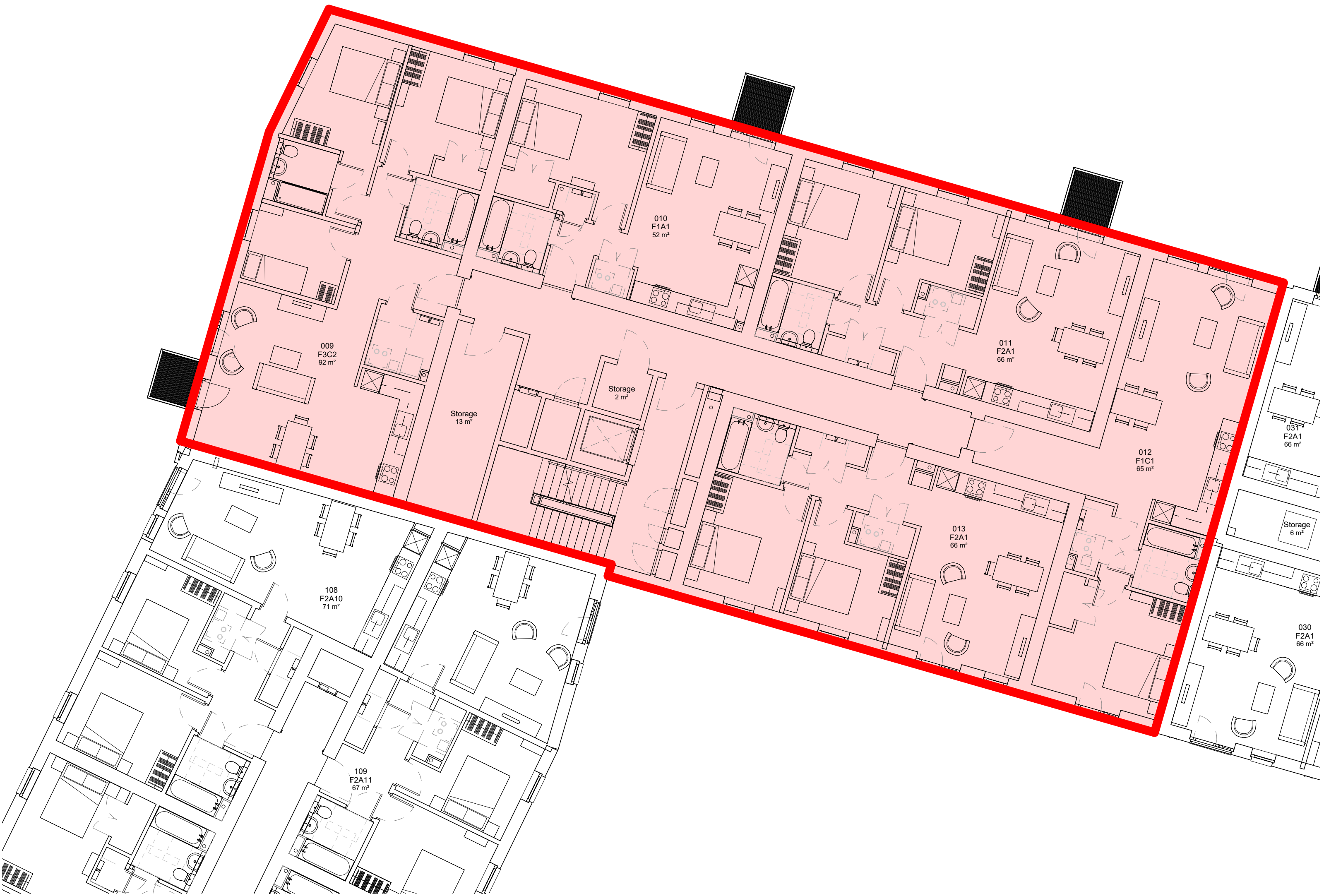
Drawing Title
Handover Section 4 (Sheet 2 of 5)

Status
For Information

Scale	Paper Size	Date
As indicated @A1		04.02.25

Project No.	Draw No.	Rev No.
162	124- 7N-P1X-XX-DR-A-05115	C1



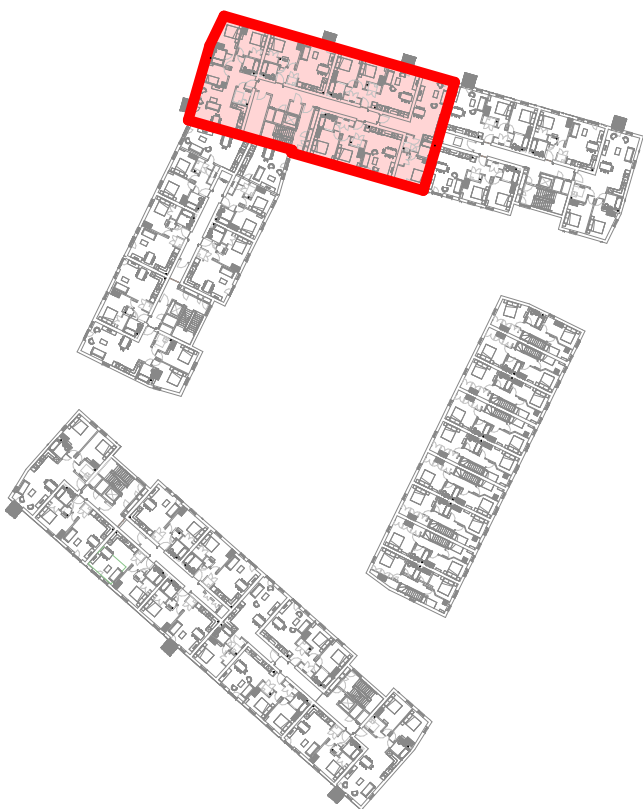


1 Handover Section 4
1 : 100

General Notes

- 1. Dimensions are in millimetres unless stated otherwise.
- 2. Levels are in metres AOD unless stated otherwise.
- 3. Dimensions govern.
Do not scale off drawing.
- 4. All dimensions to be verified on site before proceeding.
- 5. All discrepancies to be notified in writing to 7N Architects (Randolph) Ltd.

© 7N Architects (Randolph) Ltd.



Level 02 - Key Plan

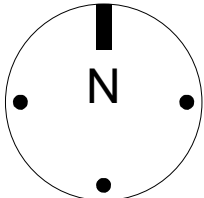
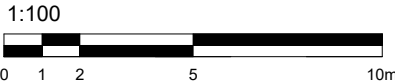
Plot numbers and areas covered on plan:

Section 4:

Plots 009, 010, 011, 012, 013

Storage

Handover Section Schedule			
Section	Area	Units	Plots/Description
Section 1	Core 3	22	Plots 55 to 76. Cycle Storage next to Plot 76
Section 2	Core 4	24	Plots 77 to 100
Section 3	Core 5	18	Plots 101 to 118. Core 5 Bin Store
Section 4	Core 1	23	Plots 1 to 23. Core 1 Cycle Store. Core 1 Store Rooms on Level 00, 01, 02, 03,04
Section 5	Core 2	18	Plots 24 to 41
Section 6	Block P1-2	13	Plots 42 to 54. Block P1-2 Bin Store x2. Block P1-2 Storage Room.
Section 7	External & Car Parking (76nr)	N/A	All external hard and soft landscaping on Level 00. Covered carpark and cycle storage including Sprinkler Tank Room, Substation Room, Switch Room and Bin Store between Block 1&4. Landscaped podium deck on Level 01.



C1	06.02.25	Revised with notes.	7N
C0	04.02.25	First Issue.	7N
Rev	Date	Reason For Issue	Chk

7N Architects

7 Randolph Place, Edinburgh EH3 7TE +44 (0) 131 220 5541 www.7narchitects.com

Client
CCG Homes Ltd

Project
Western Harbour Plot P1

Drawing Title
Handover Section 4 (Sheet 3 of 5)

Status
For Information

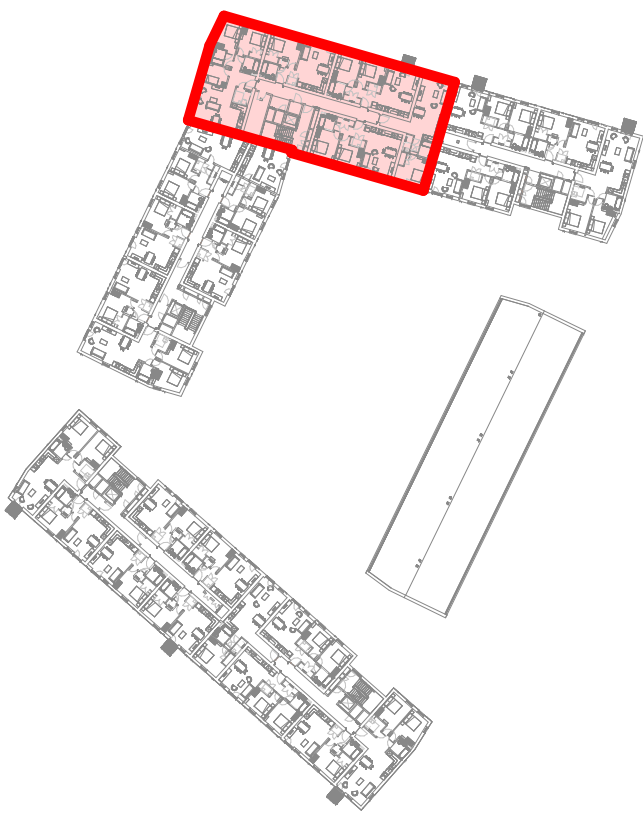
Scale	Paper Size	Date
As indicated	@A1	04.02.25

Project No.	Draw No.	Rev No.
162	124- 7N-P1X-XX-DR-A-05116	C1

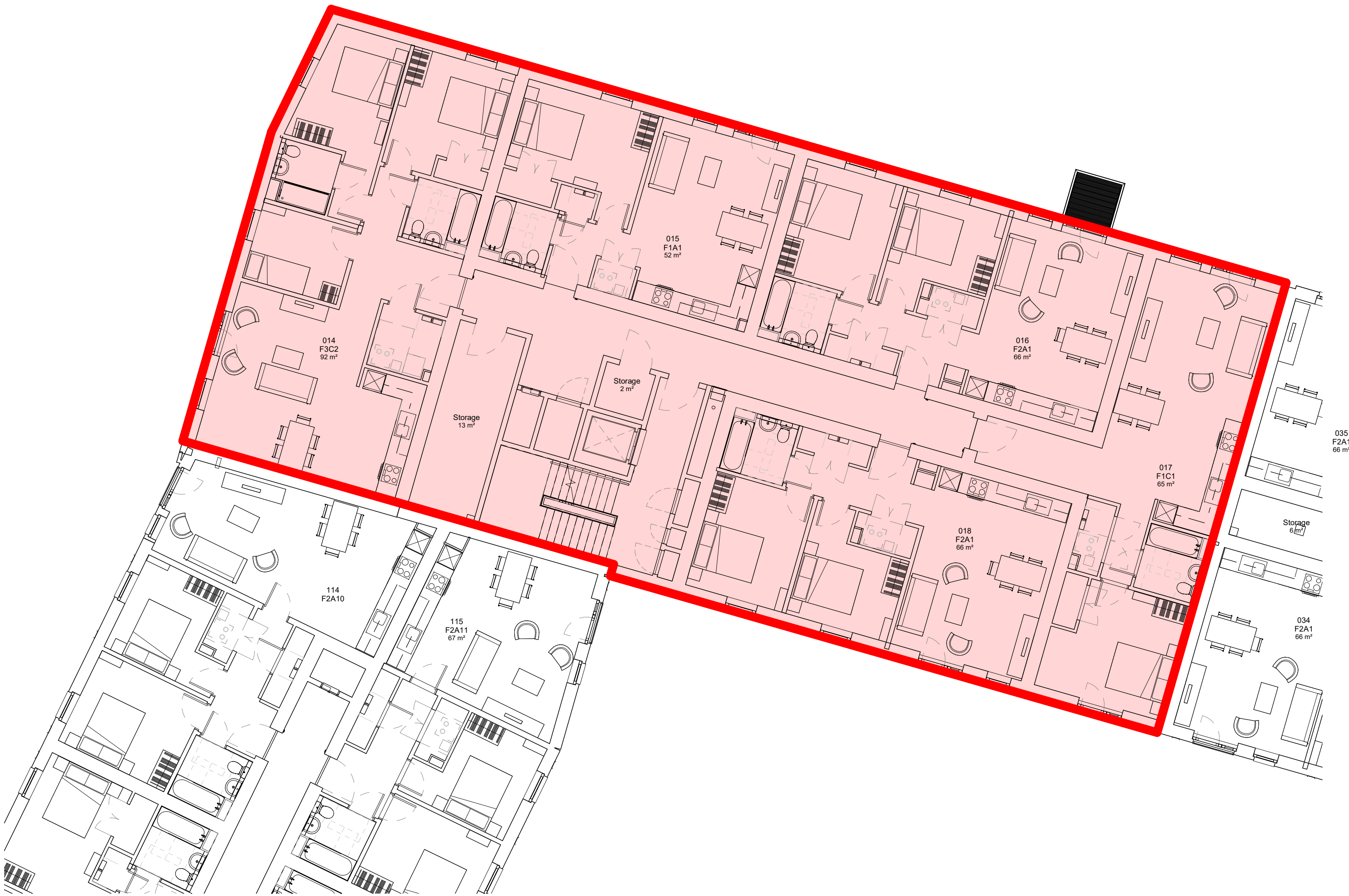
General Notes

- 1. Dimensions are in millimetres unless stated otherwise.
- 2. Levels are in metres AOD unless stated otherwise.
- 3. Dimensions govern.
Do not scale off drawing.
- 4. All dimensions to be verified on site before proceeding.
- 5. All discrepancies to be notified in writing to 7N Architects (Randolph) Ltd.

© 7N Architects (Randolph) Ltd.



Level 03 - Key Plan



Plot numbers and areas covered on plan:

Section 4:

Plots 014, 015, 016, 017, 018

Storage

Handover Section Schedule			
Section	Area	Units	Plots/Description
Section 1	Core 3	22	Plots 55 to 76. Cycle Storage next to Plot 76
Section 2	Core 4	24	Plots 77 to 100
Section 3	Core 5	18	Plots 101 to 118. Core 5 Bin Store
Section 4	Core 1	23	Plots 1 to 23. Core 1 Cycle Store. Core 1 Store Rooms on Level 00, 01, 02, 03,04
Section 5	Core 2	18	Plots 24 to 41
Section 6	Block P1-2	13	Plots 42 to 54. Block P1-2 Bin Store x2. Block P1-2 Storage Room.
Section 7	External & Car Parking (76nr)	N/A	All external hard and soft landscaping on Level 00. Covered carpark and cycle storage including Sprinkler Tank Room, Substation Room, Switch Room and Bin Store between Block 1&4. Landscaped podium deck on Level 01.

C1	06.02.25	Revised with notes.	7N
C0	04.02.25	First Issue.	7N
Rev	Date	Reason For Issue	Chk

7N Architects

7 Randolph Place, Edinburgh EH3 7TE +44 (0) 131 220 5541 www.7narchitects.com

Client
CCG Homes Ltd

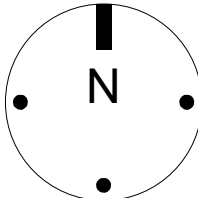
Project
Western Harbour Plot P1

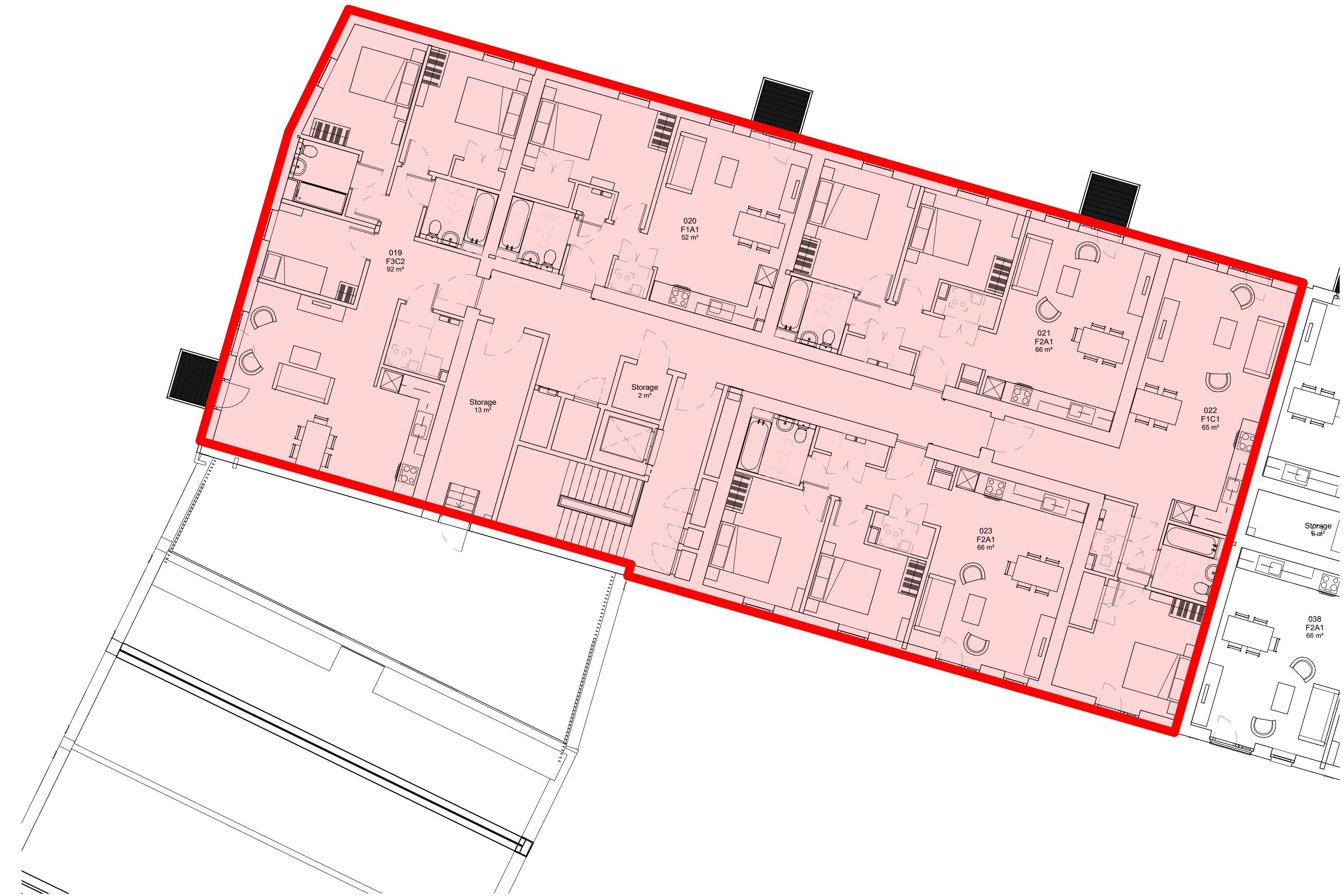
Drawing Title
Handover Section 4 (Sheet 4 of 5)

Status
For Information

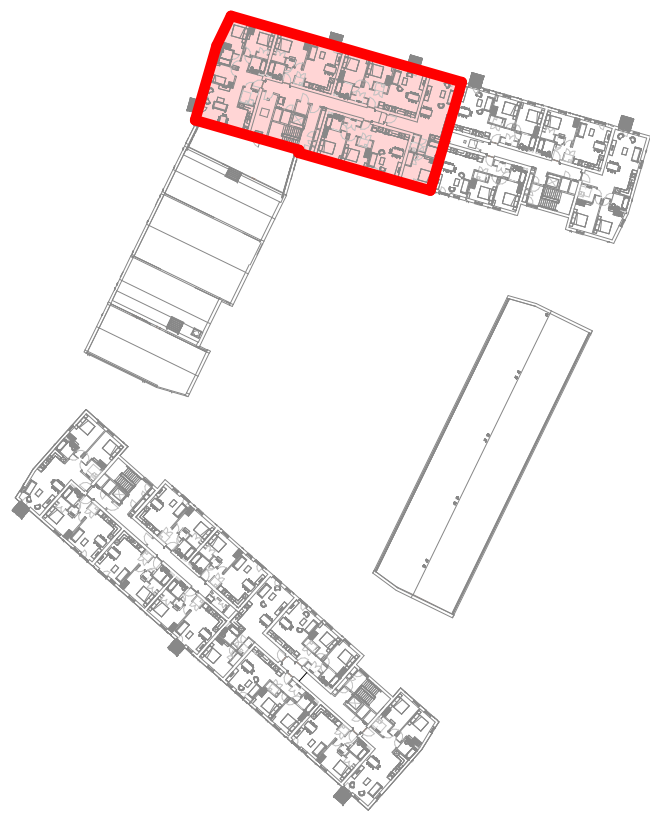
Scale	Paper Size	Date
As indicated	@A1	04.02.25

Project No.	Draw No.	Rev No.
162	124- 7N-P1X-XX-DR-A-05117	C1





Level 04 - Key Plan



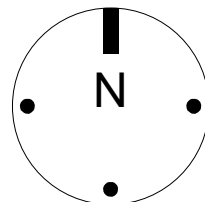
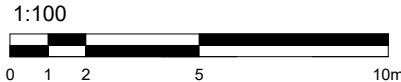
Plot numbers and areas covered on plan:

Section 4:

Plots 019, 020, 021, 022, 023

Storage

Handover Section Schedule			
Section	Area	Units	Plots/Description
Section 1	Core 3	22	Plots 55 to 76. Cycle Storage next to Plot 76
Section 2	Core 4	24	Plots 77 to 100
Section 3	Core 5	18	Plots 101 to 118. Core 5 Bin Store
Section 4	Core 1	23	Plots 1 to 23. Core 1 Cycle Store. Core 1 Store Rooms on Level 00, 01, 02, 03,04
Section 5	Core 2	18	Plots 24 to 41
Section 6	Block P1-2	13	Plots 42 to 54. Block P1-2 Bin Store x2. Block P1-2 Storage Room.
Section 7	External & Car Parking (76nr)	N/A	All external hard and soft landscaping on Level 00. Covered carpark and cycle storage including Sprinkler Tank Room, Substation Room, Switch Room and Bin Store between Block 1&4. Landscaped podium deck on Level 01.



General Notes

1. Dimensions are in millimetres unless stated otherwise.
2. Levels are in metres AOD unless stated otherwise.
3. Dimensions govern.
Do not scale off drawing.
4. All dimensions to be verified on site before proceeding.
5. All discrepancies to be notified in writing to 7N Architects (Randolph) Ltd.

© 7N Architects (Randolph) Ltd.

C1	06.02.25	Revised with notes.	7N
C0	04.02.25	First Issue.	7N
Rev	Date	Reason For Issue	Chk

7N Architects

7 Randolph Place, Edinburgh EH3 7TE +44 (0) 131 220 5541 www.7narchitects.com

Client
CCG Homes Ltd

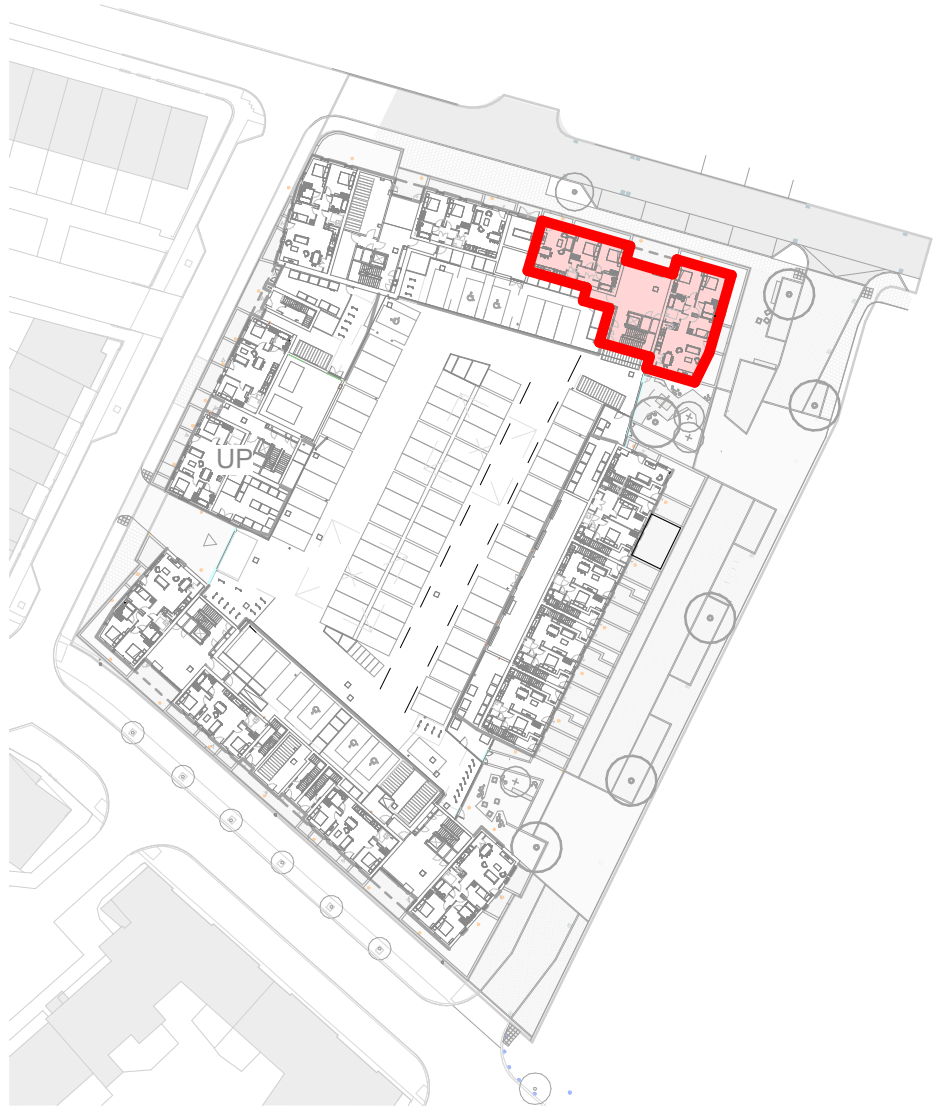
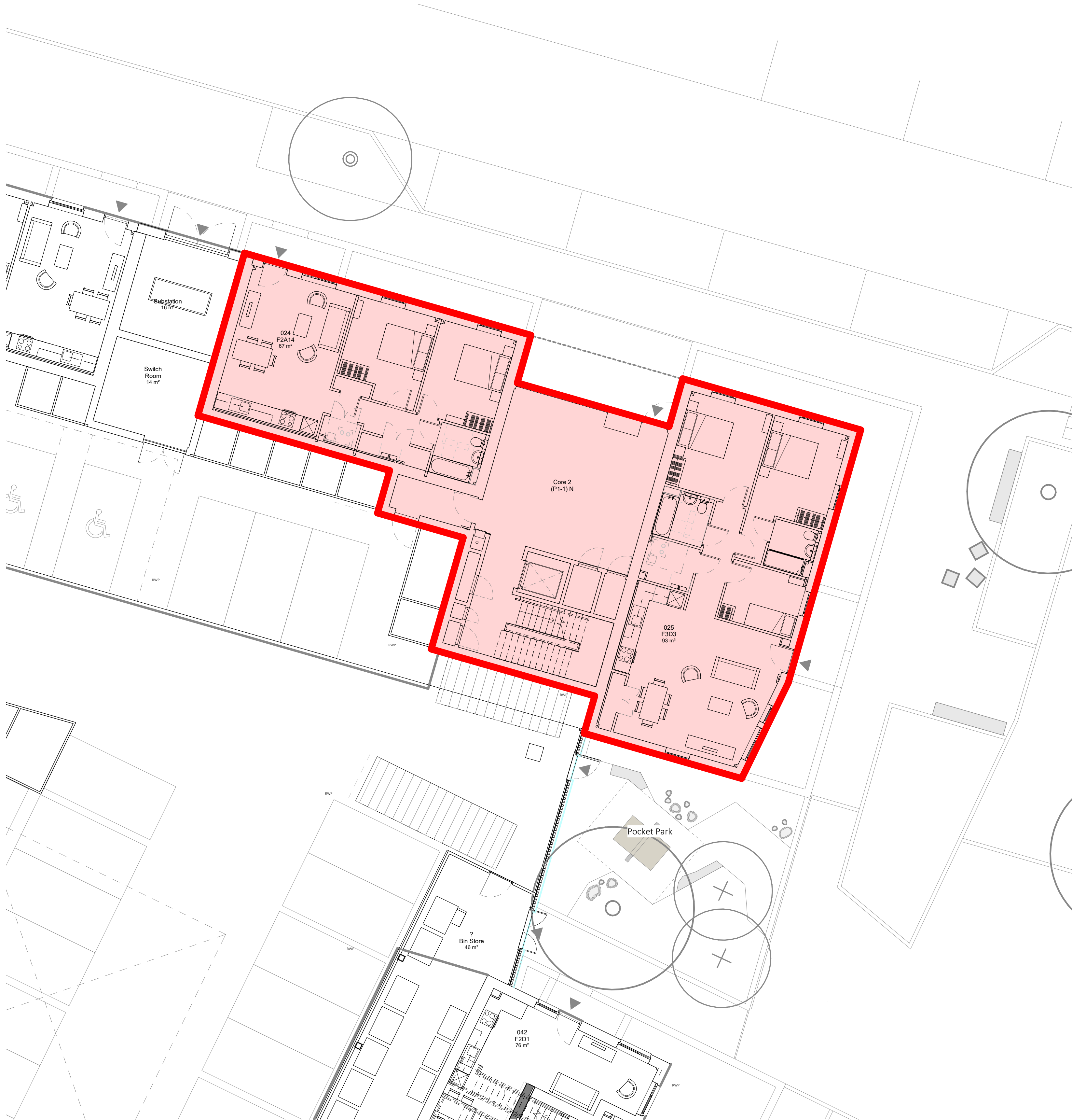
Project
Western Harbour Plot P1

Drawing Title
Handover Section 4 (Sheet 5 of 5)

Status
For Information

Scale	Paper Size	Date
As indicated	@A1	04.02.25

Project No.	Draw No.	Rev No.
162	124- 7N-P1X-XX-DR-A-05118	C1



Level 00 Key Plan

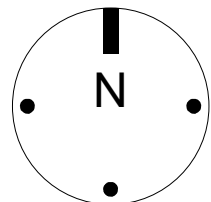
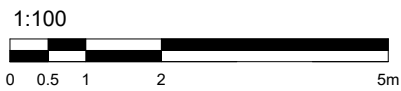
Plot numbers and areas covered on plan:

Section 5:

Plots 024, 025

Core2 (P1-1) N

Handover Section Schedule			
Section	Area	Units	Plots/Description
Section 1	Core 3	22	Plots 55 to 76. Cycle Storage next to Plot 76
Section 2	Core 4	24	Plots 77 to 100
Section 3	Core 5	18	Plots 101 to 118. Core 5 Bin Store
Section 4	Core 1	23	Plots 1 to 23. Core 1 Cycle Store. Core 1 Store Rooms on Level 00, 01, 02, 03,04
Section 5	Core 2	18	Plots 24 to 41
Section 6	Block P1-2	13	Plots 42 to 54. Block P1-2 Bin Store x2. Block P1-2 Storage Room.
Section 7	External & Car Parking (76nr)	N/A	All external hard and soft landscaping on Level 00. Covered carpark and cycle storage including Sprinkler Tank Room, Substation Room, Switch Room and Bin Store between Block 1&4. Landscaped podium deck on Level 01.



General Notes

1. Dimensions are in millimetres unless stated otherwise.
2. Levels are in metres AOD unless stated otherwise.
3. Dimensions govern.
4. All dimensions to be verified on site before proceeding.
5. All discrepancies to be notified in writing to 7N Architects (Randolph) Ltd.

© 7N Architects (Randolph) Ltd.

C1	06.02.25	Revised with notes.	7N
C0	04.02.25	First Issue.	7N
Rev	Date	Reason For Issue	Chk

7N Architects

7 Randolph Place, Edinburgh EH3 7TE +44 (0) 131 220 5541 www.7narchitects.com

Client
CCG Homes Ltd

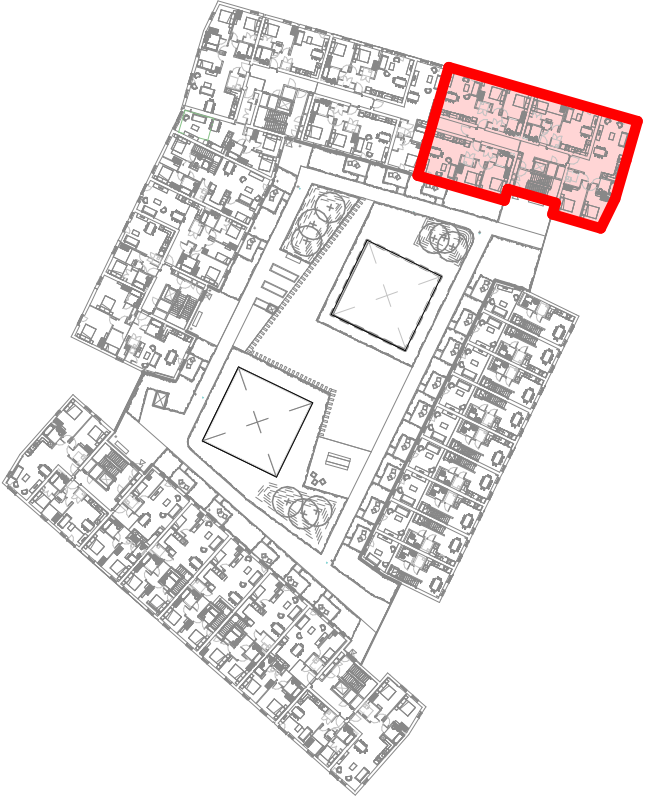
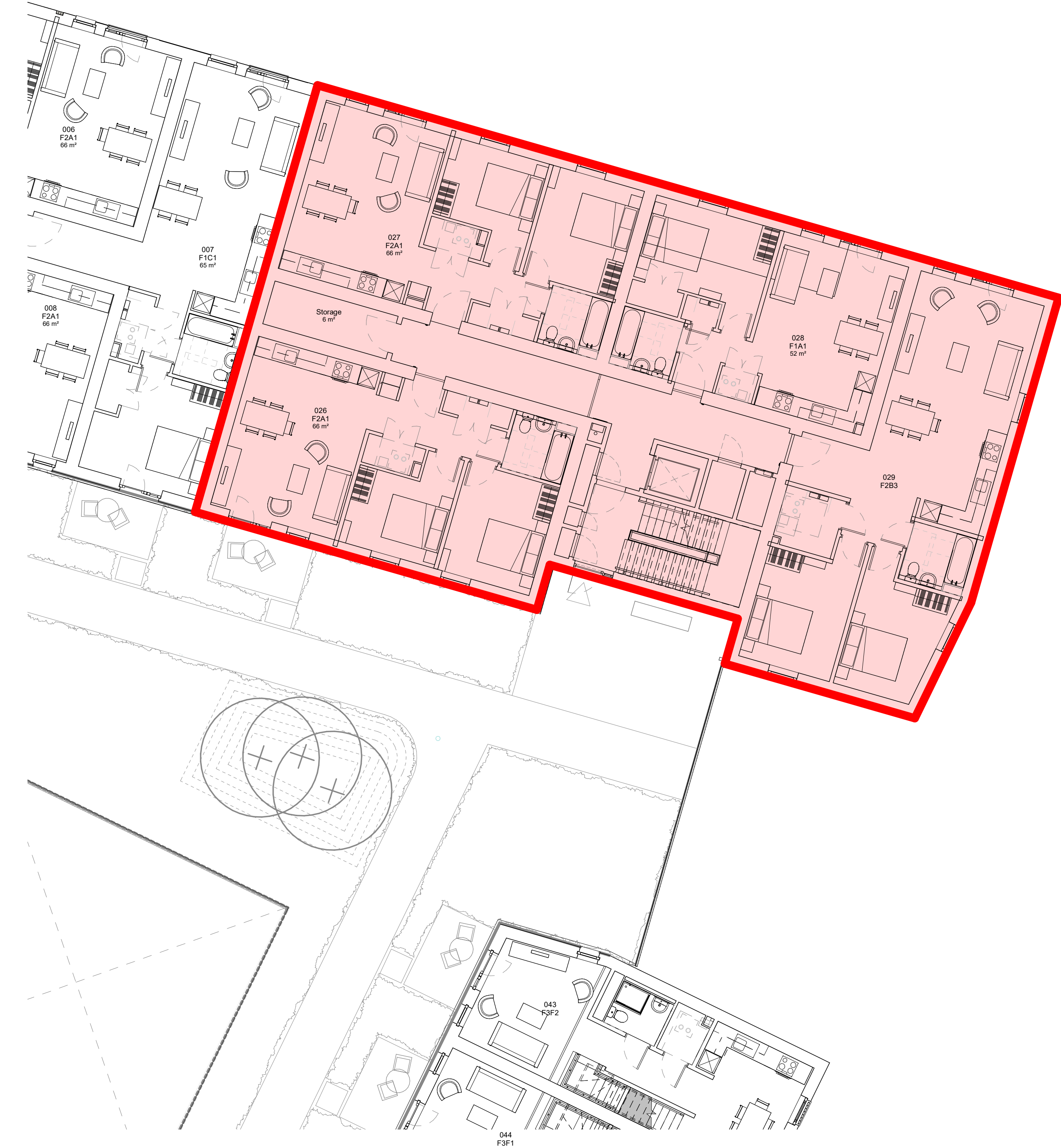
Project
Western Harbour Plot P1

Drawing Title
Handover Section 5 (Sheet 1 of 5)

Status
For Information

Scale	Paper Size	Date
	@A1	04.02.25

Project No.	Draw No.	Rev No.
162	124- 7N-P1X-XX-DR-A-05119	C1



Level 01 - Key Plan

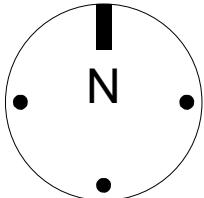
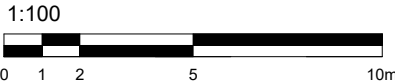
Plot numbers and areas covered on plan:

Section 5:

Plots 026, 027, 028, 029

Storage

Handover Section Schedule			
Section	Area	Units	Plots/Description
Section 1	Core 3	22	Plots 55 to 76. Cycle Storage next to Plot 76
Section 2	Core 4	24	Plots 77 to 100
Section 3	Core 5	18	Plots 101 to 118. Core 5 Bin Store
Section 4	Core 1	23	Plots 1 to 23. Core 1 Cycle Store. Core 1 Store Rooms on Level 00, 01, 02, 03,04
Section 5	Core 2	18	Plots 24 to 41
Section 6	Block P1-2	13	Plots 42 to 54. Block P1-2 Bin Store x2. Block P1-2 Storage Room.
Section 7	External & Car Parking (76nr)	N/A	All external hard and soft landscaping on Level 00. Covered carpark and cycle storage including Sprinkler Tank Room, Substation Room, Switch Room and Bin Store between Block 1&4. Landscaped podium deck on Level 01.



General Notes

1. Dimensions are in millimetres unless stated otherwise.
2. Levels are in metres AOD unless stated otherwise.
3. Dimensions govern.
Do not scale off drawing.
4. All dimensions to be verified on site before proceeding.
5. All discrepancies to be notified in writing to 7N Architects (Randolph) Ltd.

© 7N Architects (Randolph) Ltd.

C1	06.02.25	Revised with notes.	7N
C0	04.02.25	First Issue.	7N
Rev	Date	Reason For Issue	Chk

7N Architects

7 Randolph Place, Edinburgh EH3 7TE +44 (0) 131 220 5541 www.7narchitects.com

Client
CCG Homes Ltd

Project
Western Harbour Plot P1

Drawing Title
Handover Section 5 (Sheet 2 of 5)

Status
For Information

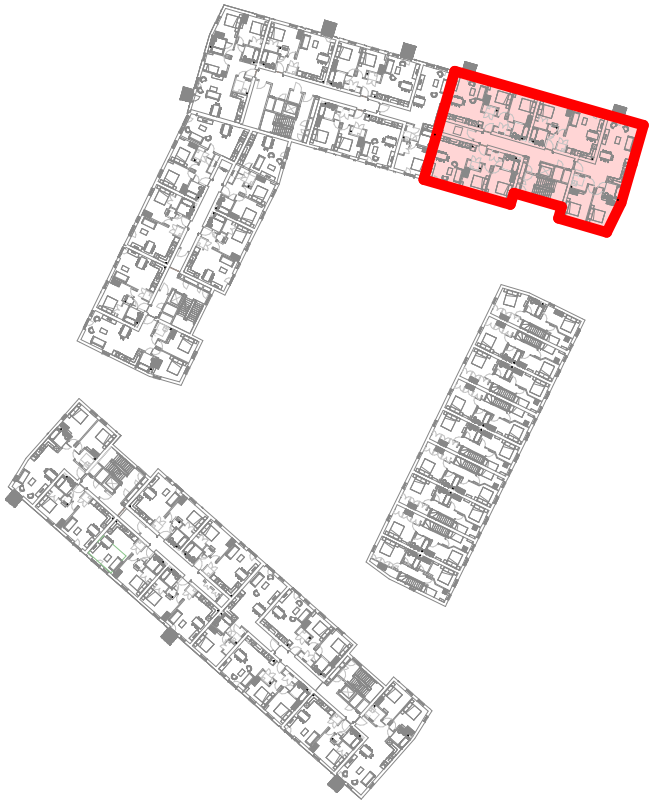
Scale	Paper Size	Date
As indicated	@A1	04.02.25

Project No.	Draw No.	Rev No.
162	124- 7N-P1X-XX-DR-A-05120	C1

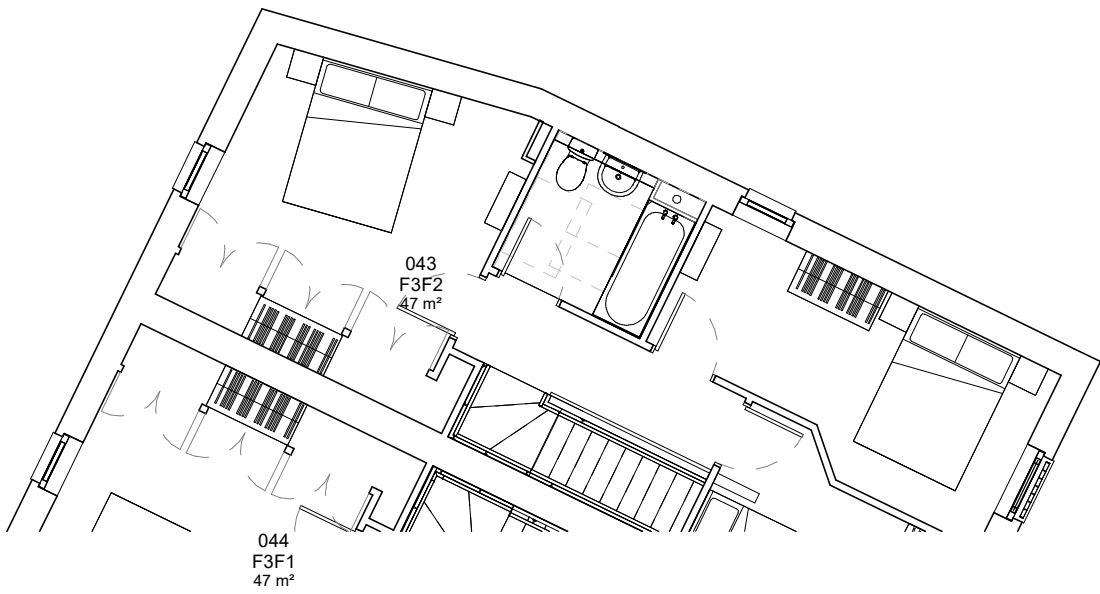
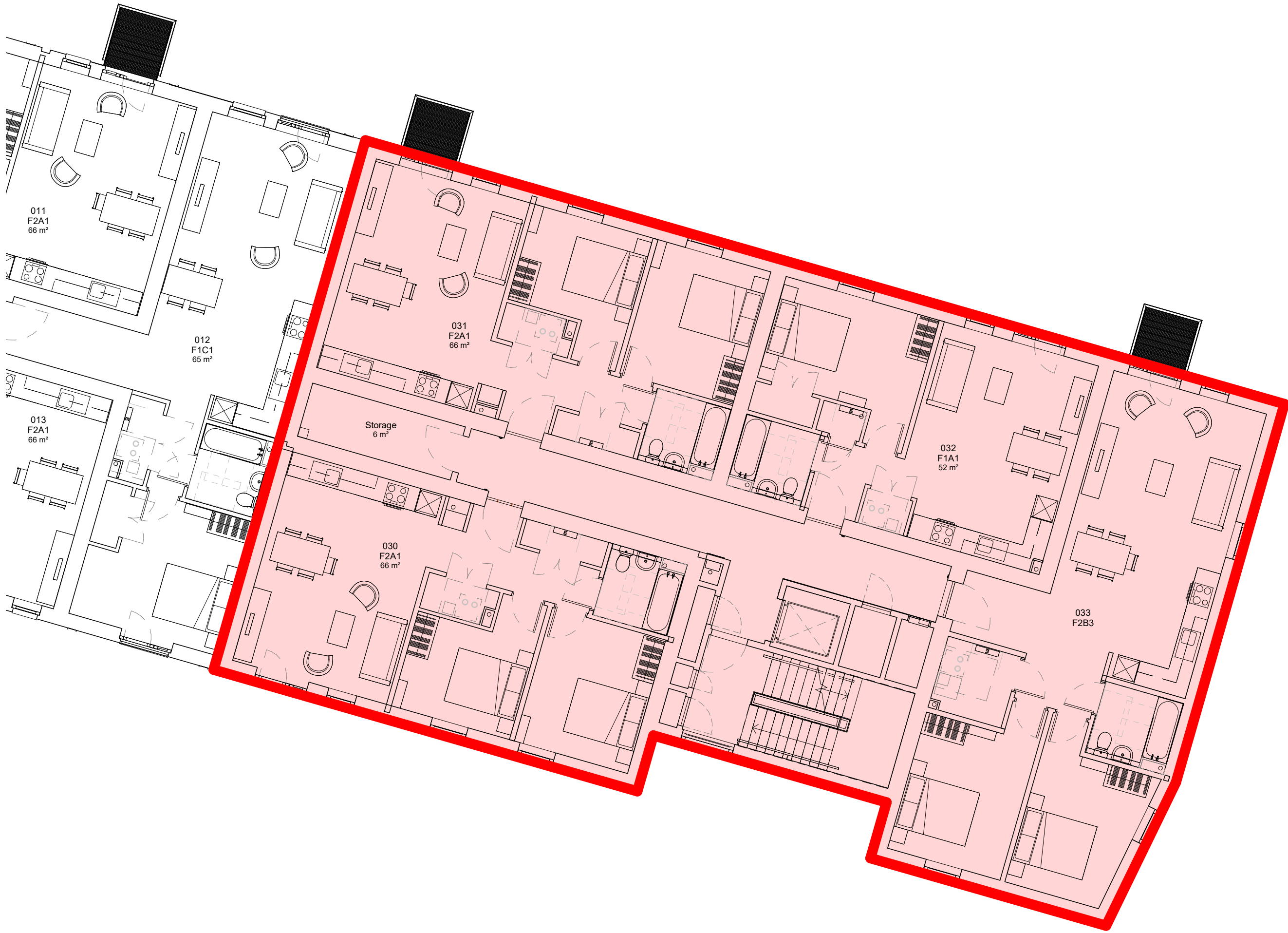
General Notes

- 1. Dimensions are in millimetres unless stated otherwise.
- 2. Levels are in metres AOD unless stated otherwise.
- 3. Dimensions govern.
- 4. All dimensions to be verified on site before proceeding.
- 5. All discrepancies to be notified in writing to 7N Architects (Randolph) Ltd.

© 7N Architects (Randolph) Ltd.



Level 02 - Key Plan



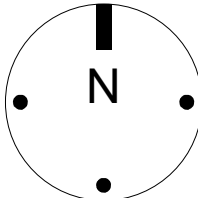
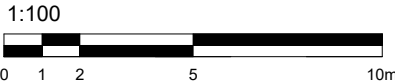
Plot numbers and areas covered on plan:

Section 5:

Plots 030, 031, 032, 033

Storage

Handover Section Schedule			
Section	Area	Units	Plots/Description
Section 1	Core 3	22	Plots 55 to 76. Cycle Storage next to Plot 76
Section 2	Core 4	24	Plots 77 to 100
Section 3	Core 5	18	Plots 101 to 118. Core 5 Bin Store
Section 4	Core 1	23	Plots 1 to 23. Core 1 Cycle Store. Core 1 Store Rooms on Level 00, 01, 02, 03,04
Section 5	Core 2	18	Plots 24 to 41
Section 6	Block P1-2	13	Plots 42 to 54. Block P1-2 Bin Store x2. Block P1-2 Storage Room.
Section 7	External & Car Parking (76nr)	N/A	All external hard and soft landscaping on Level 00. Covered carpark and cycle storage including Sprinkler Tank Room, Substation Room, Switch Room and Bin Store between Block 1&4. Landscaped podium deck on Level 01.



C1	06.02.25	Revised with notes.	7N
C0	04.02.25	First Issue.	7N
Rev	Date	Reason For Issue	Chk

7N Architects

7 Randolph Place, Edinburgh EH3 7TE +44 (0) 131 220 5541 www.7narchitects.com

Client
CCG Homes Ltd

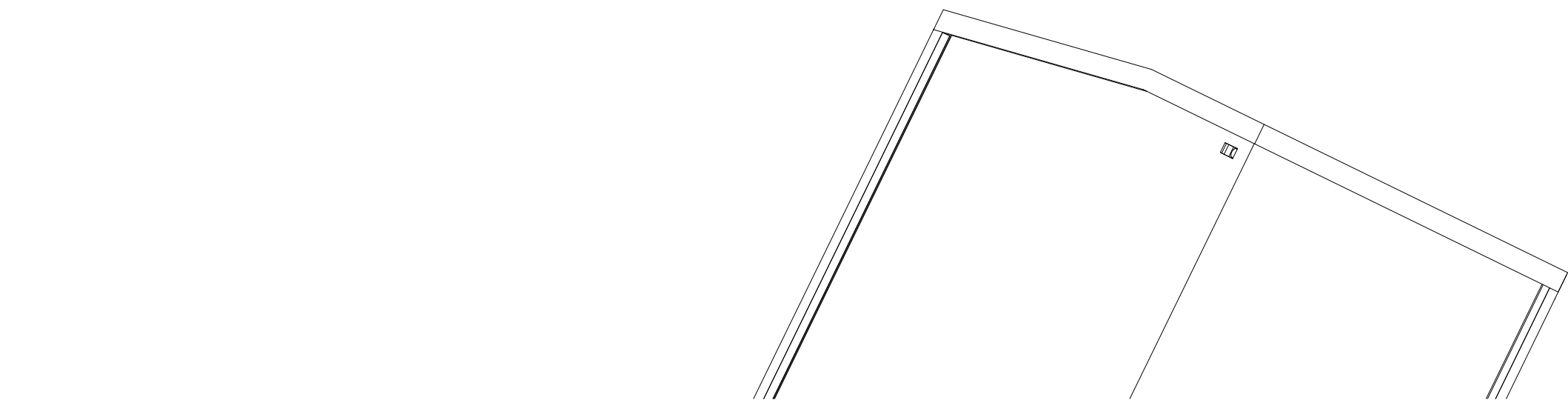
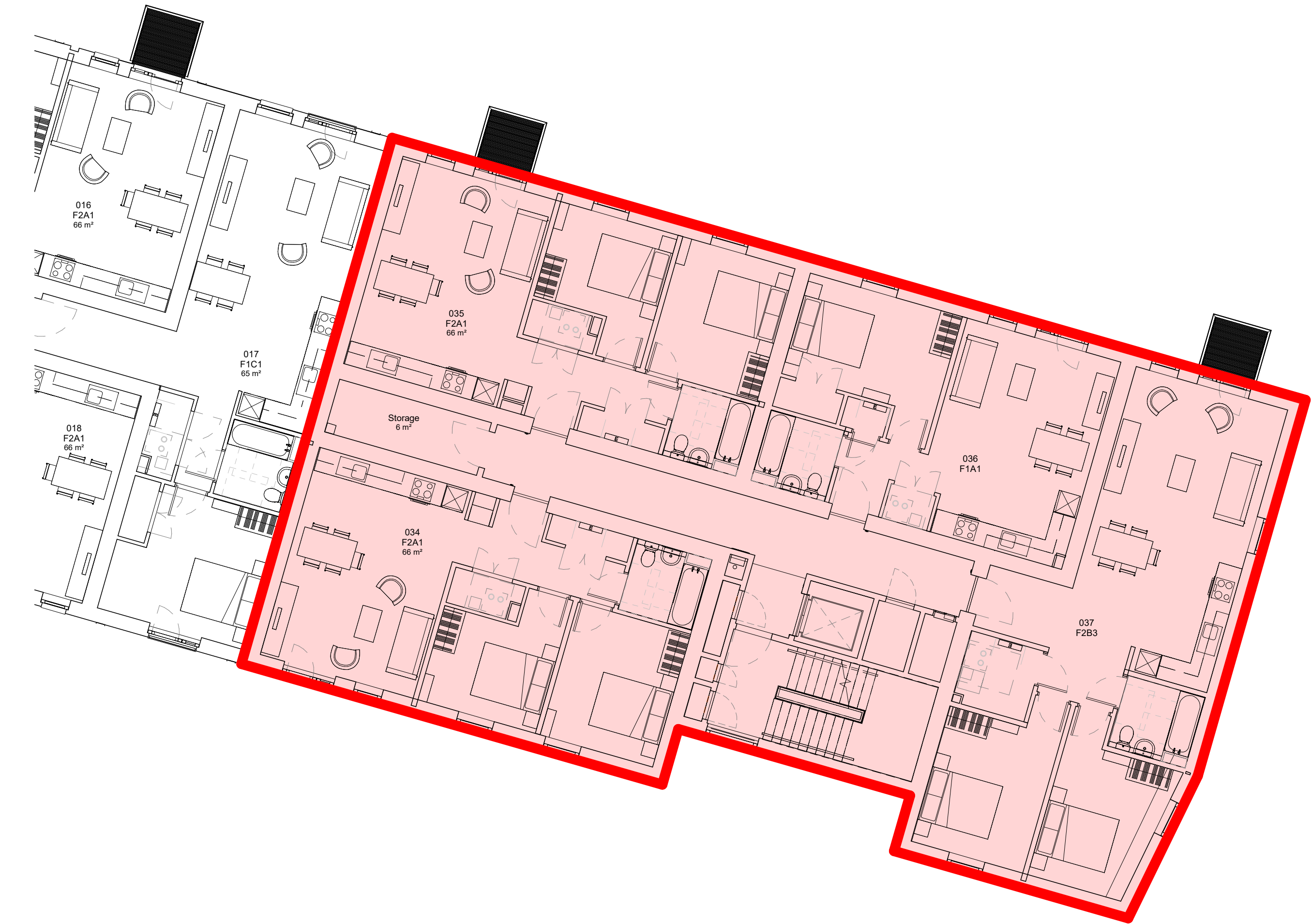
Project
Western Harbour Plot P1

Drawing Title
Handover Section 5 (Sheet 3 of 5)

Status
For Information

Scale	Paper Size	Date
As indicated	@A1	04.02.25

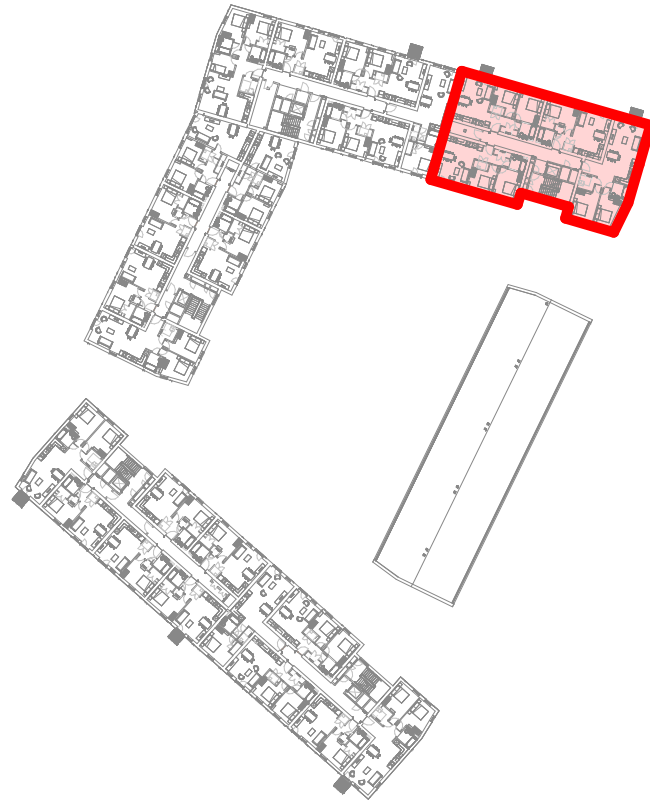
Project No.	Draw No.	Rev No.
162	124- 7N-P1X-XX-DR-A-05121	C1



General Notes

1. Dimensions are in millimetres unless stated otherwise.
2. Levels are in metres AOD unless stated otherwise.
3. Dimensions govern.
Do not scale off drawing.
4. All dimensions to be verified on site before proceeding.
5. All discrepancies to be notified in writing to 7N Architects (Randolph) Ltd.

© 7N Architects (Randolph) Ltd.



Level 03 - Key Plan

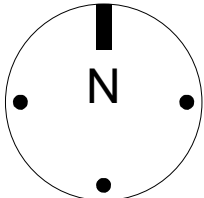
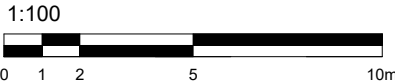
Plot numbers and areas covered on plan:

Section 5:

Plots 034, 035, 036, 037

Storage

Handover Section Schedule			
Section	Area	Units	Plots/Description
Section 1	Core 3	22	Plots 55 to 76. Cycle Storage next to Plot 76
Section 2	Core 4	24	Plots 77 to 100
Section 3	Core 5	18	Plots 101 to 118. Core 5 Bin Store
Section 4	Core 1	23	Plots 1 to 23. Core 1 Cycle Store. Core 1 Store Rooms on Level 00, 01, 02, 03,04
Section 5	Core 2	18	Plots 24 to 41
Section 6	Block P1-2	13	Plots 42 to 54. Block P1-2 Bin Store x2. Block P1-2 Storage Room.
Section 7	External & Car Parking (76nr)	N/A	All external hard and soft landscaping on Level 00. Covered carpark and cycle storage including Sprinkler Tank Room, Substation Room, Switch Room and Bin Store between Block 1&4. Landscaped podium deck on Level 01.



C1	06.02.25	Revised with notes.	7N
C0	04.02.25	First Issue.	7N
Rev	Date	Reason For Issue	Chk

7N Architects

7 Randolph Place, Edinburgh EH3 7TE +44 (0) 131 220 5541 www.7narchitects.com

Client
CCG Homes Ltd

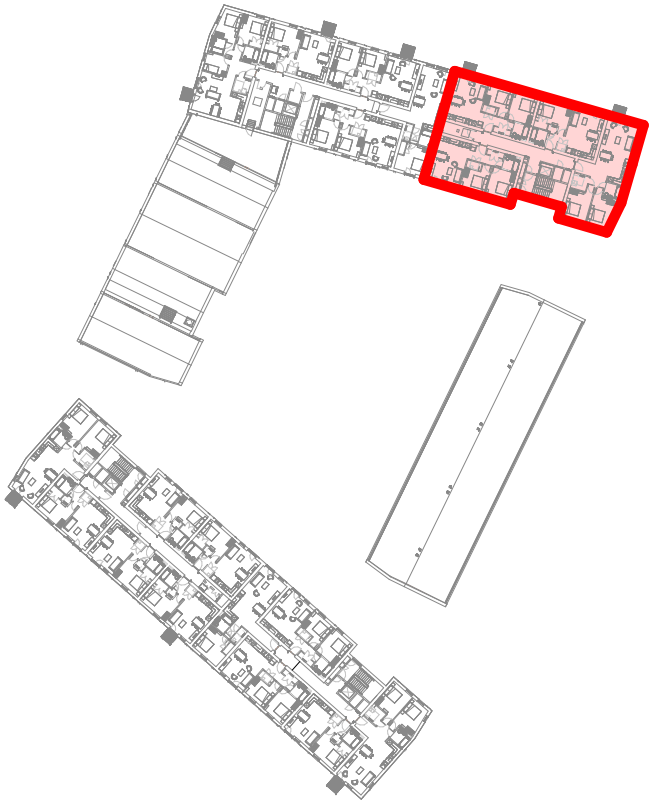
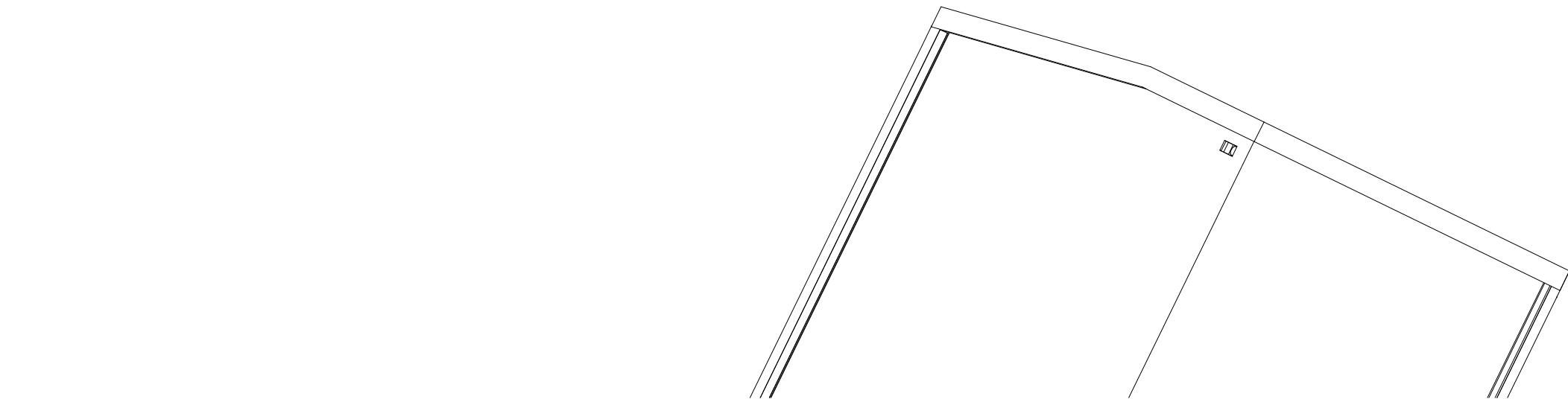
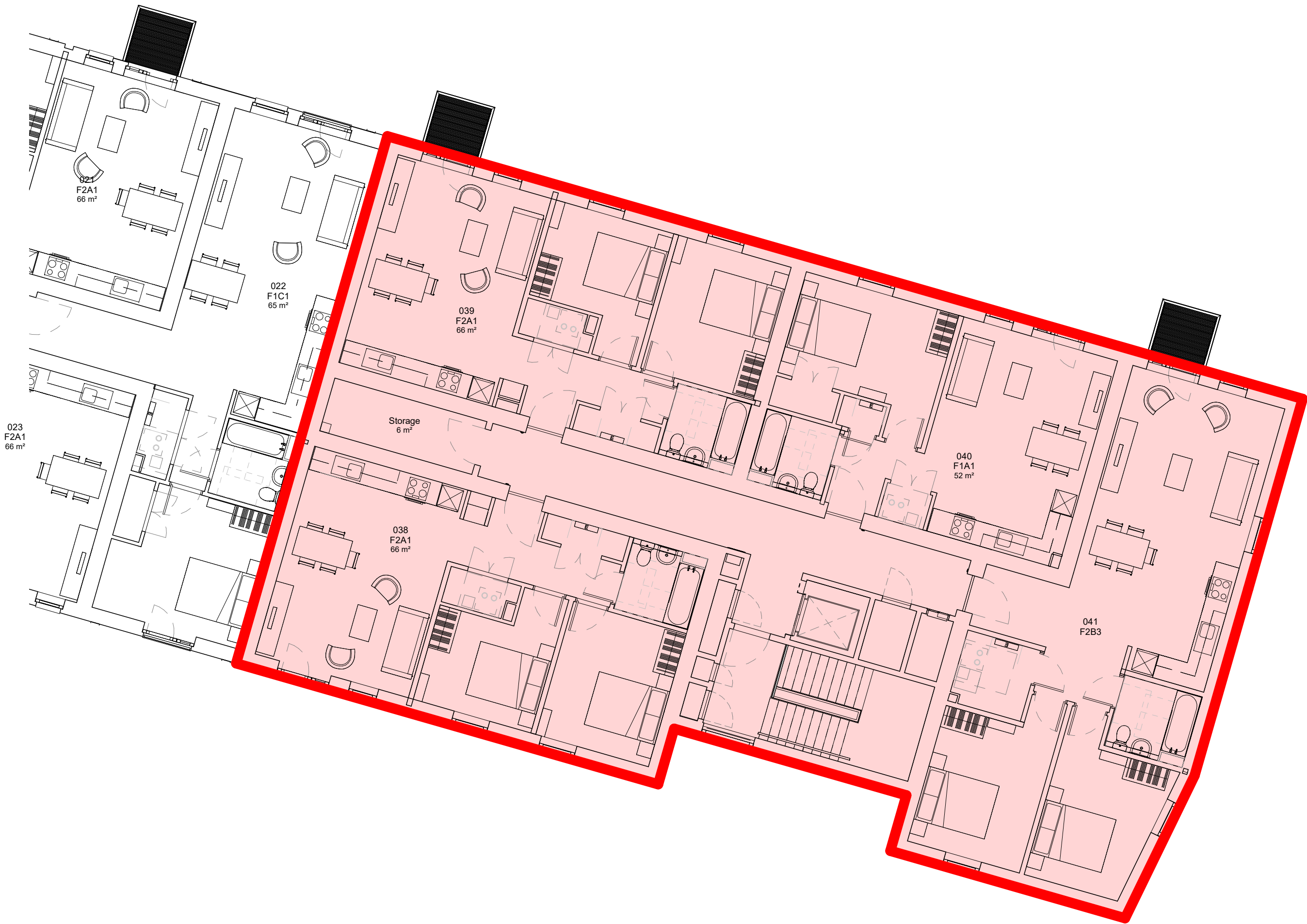
Project
Western Harbour Plot P1

Drawing Title
Handover Section 5 (Sheet 4 of 5)

Status
For Information

Scale	Paper Size	Date
As indicated	@A1	04.02.25

Project No.	Draw No.	Rev No.
162	124- 7N-P1X-XX-DR-A-05122	C1



Level 04 - Key Plan

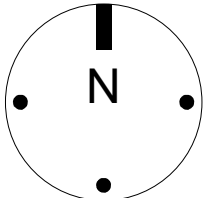
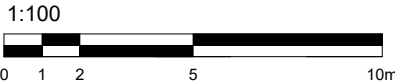
Plot numbers and areas covered on plan:

Section 5:

Plots 038, 039, 040, 041

Storage

Handover Section Schedule			
Section	Area	Units	Plots/Description
Section 1	Core 3	22	Plots 55 to 76. Cycle Storage next to Plot 76
Section 2	Core 4	24	Plots 77 to 100
Section 3	Core 5	18	Plots 101 to 118. Core 5 Bin Store
Section 4	Core 1	23	Plots 1 to 23. Core 1 Cycle Store. Core 1 Store Rooms on Level 00, 01, 02, 03,04
Section 5	Core 2	18	Plots 24 to 41
Section 6	Block P1-2	13	Plots 42 to 54. Block P1-2 Bin Store x2. Block P1-2 Storage Room.
Section 7	External & Car Parking (76nr)	N/A	All external hard and soft landscaping on Level 00. Covered carpark and cycle storage including Sprinkler Tank Room, Substation Room, Switch Room and Bin Store between Block 1&4. Landscaped podium deck on Level 01.



General Notes

1. Dimensions are in millimetres unless stated otherwise.
2. Levels are in metres AOD unless stated otherwise.
3. Dimensions govern.
Do not scale off drawing.
4. All dimensions to be verified on site before proceeding.
5. All discrepancies to be notified in writing to 7N Architects (Randolph) Ltd.

© 7N Architects (Randolph) Ltd.

C1	06.02.25	Revised with notes.	7N
C0	04.02.25	First Issue.	7N
Rev	Date	Reason For Issue	Chk

7N Architects

7 Randolph Place, Edinburgh EH3 7TE +44 (0) 131 220 5541 www.7narchitects.com

Client
CCG Homes Ltd

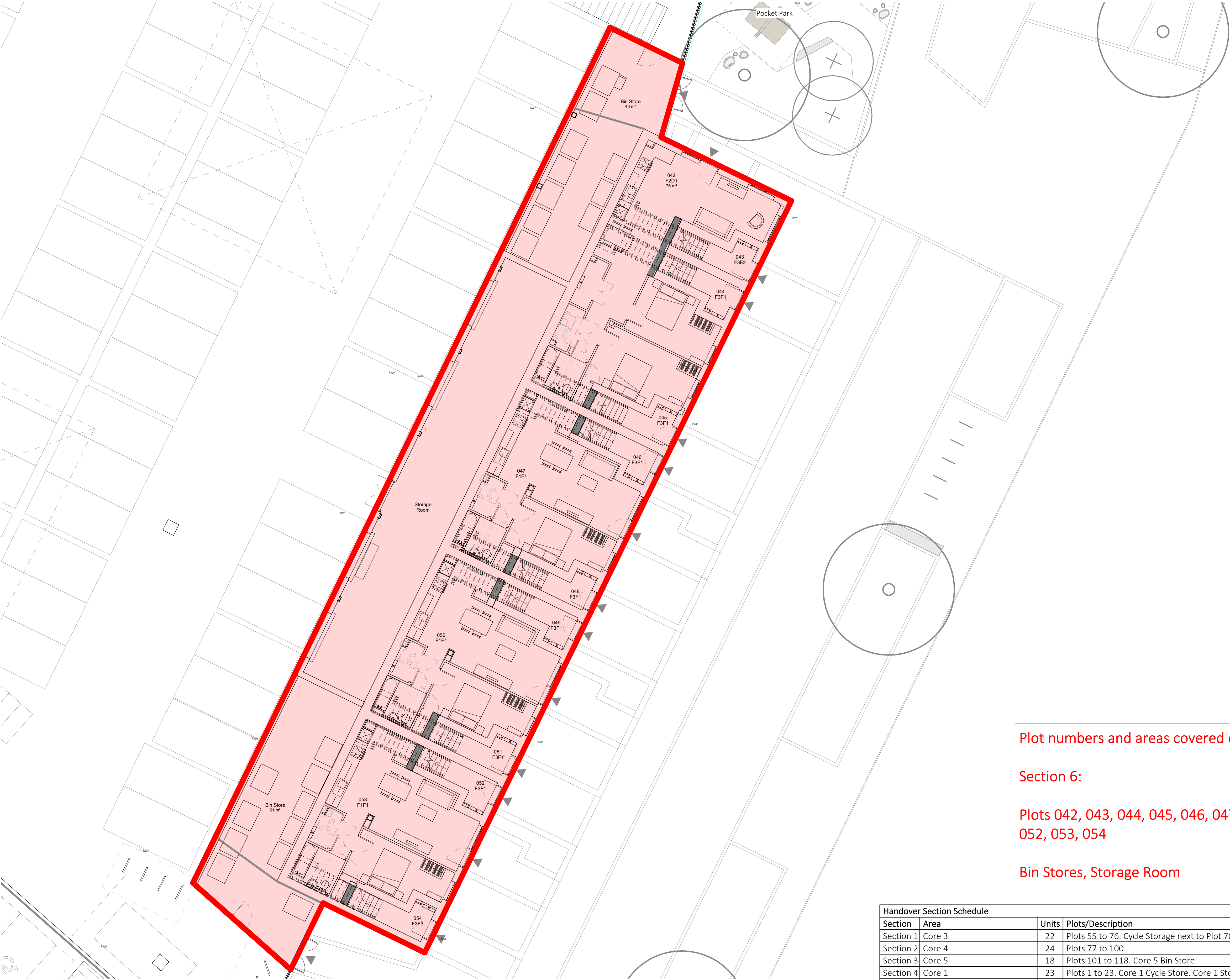
Project
Western Harbour Plot P1

Drawing Title
Handover Section 5 (Sheet 5 of 5)

Status
For Information

Scale	Paper Size	Date
As indicated	@A1	04.02.25

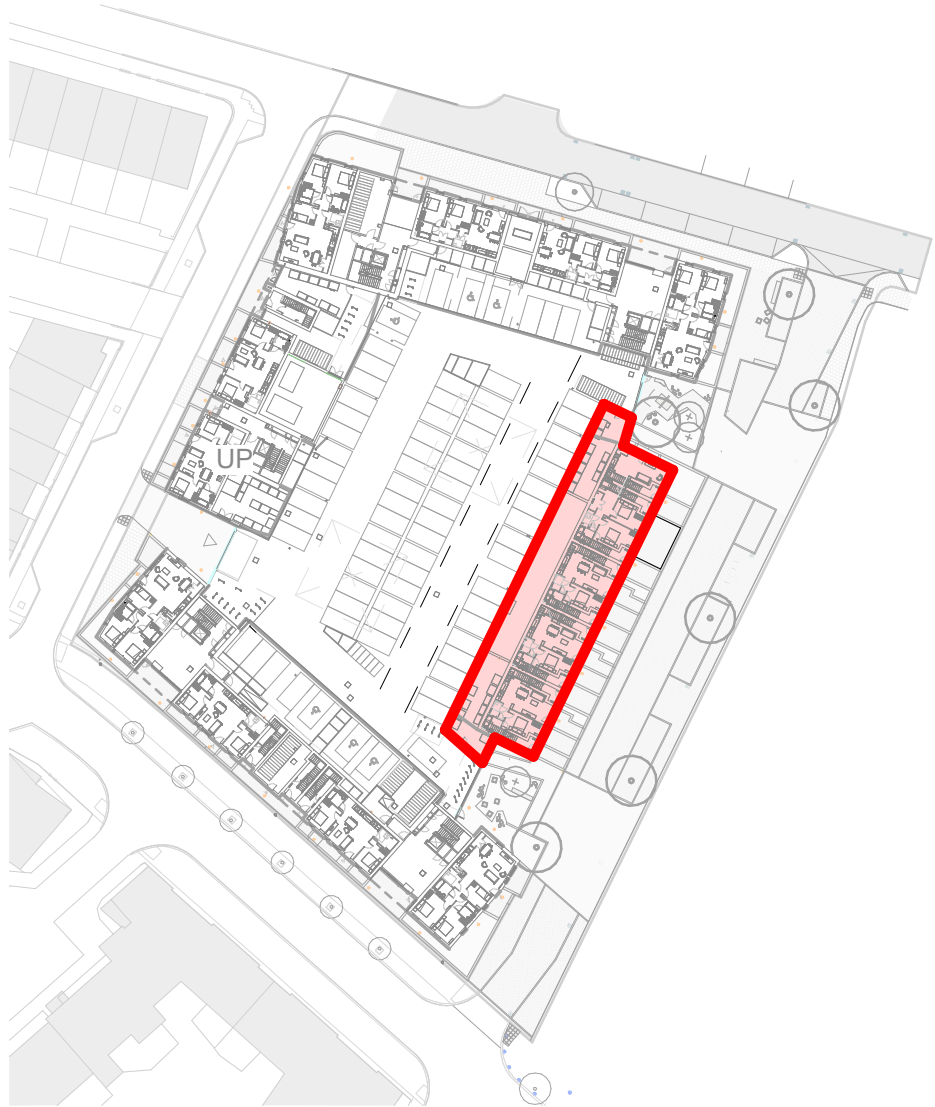
Project No.	Draw No.	Rev No.
162	124- 7N-P1X-XX-DR-A-05123	C1



General Notes

- 1. Dimensions are in millimetres unless stated otherwise.
- 2. Levels are in metres AOD unless stated otherwise.
- 3. Dimensions govern.
Do not scale off drawing.
- 4. All dimensions to be verified on site before proceeding.
- 5. All discrepancies to be notified in writing to 7N Architects (Randolph) Ltd.

© 7N Architects (Randolph) Ltd.



Level 00 Key Plan

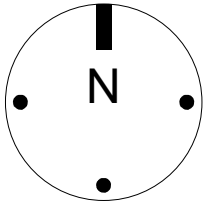
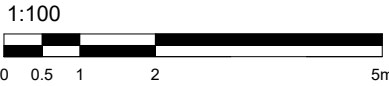
Plot numbers and areas covered on plan:

Section 6:

Plots 042, 043, 044, 045, 046, 047, 048, 049, 050, 051, 052, 053, 054

Bin Stores, Storage Room

Handover Section Schedule			
Section	Area	Units	Plots/Description
Section 1	Core 3	22	Plots 55 to 76. Cycle Storage next to Plot 76
Section 2	Core 4	24	Plots 77 to 100
Section 3	Core 5	18	Plots 101 to 118. Core 5 Bin Store
Section 4	Core 1	23	Plots 1 to 23. Core 1 Cycle Store. Core 1 Store Rooms on Level 00, 01, 02, 03,04
Section 5	Core 2	18	Plots 24 to 41
Section 6	Block P1-2	13	Plots 42 to 54. Block P1-2 Bin Store x2. Block P1-2 Storage Room.
Section 7	External & Car Parking (76nr)	N/A	All external hard and soft landscaping on Level 00. Covered carpark and cycle storage including Sprinkler Tank Room, Substation Room, Switch Room and Bin Store between Block 1&4. Landscaped podium deck on Level 01.



C1	06.02.25	Revised with notes.	7N
C0	04.02.25	First Issue.	7N
Rev	Date	Reason For Issue	Chk

7N Architects

7 Randolph Place, Edinburgh EH3 7TE +44 (0) 131 220 5541 www.7narchitects.com

Client
CCG Homes Ltd

Project
Western Harbour Plot P1

Drawing Title
Handover Section 6 (Sheet 1 of 3)

Status
For Information

Scale	Paper Size	Date
	@A1	04.02.25

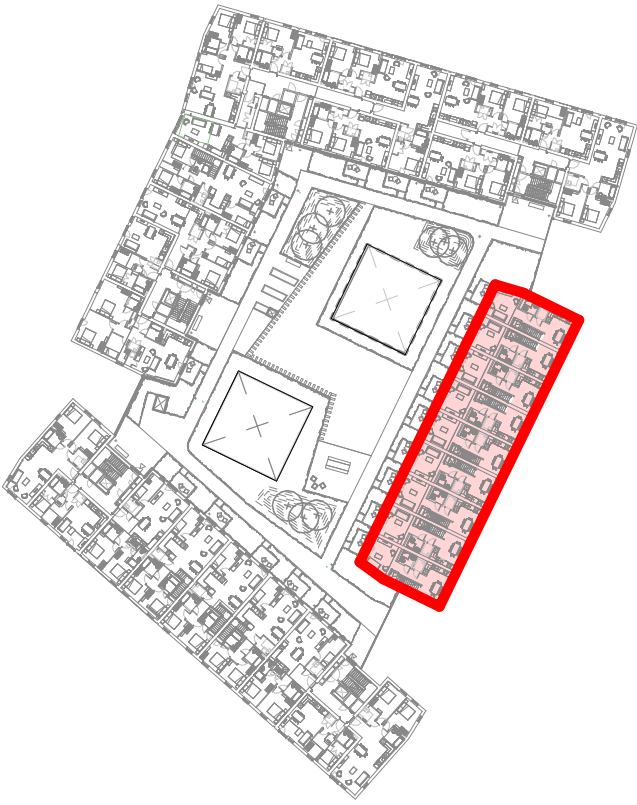
Project No.	Draw No.	Rev No.
162	124- 7N-P1X-XX-DR-A-05124	C1



General Notes

- 1. Dimensions are in millimetres unless stated otherwise.
- 2. Levels are in metres AOD unless stated otherwise.
- 3. Dimensions govern.
Do not scale off drawing.
- 4. All dimensions to be verified on site before proceeding.
- 5. All discrepancies to be notified in writing to 7N Architects (Randolph) Ltd.

© 7N Architects (Randolph) Ltd.



Level 01 - Key Plan

Plot numbers and areas covered on plan:

Section 6:

Plots 043, 044, 045, 046, 048, 049, 051, 052, 054

Handover Section Schedule			
Section	Area	Units	Plots/Description
Section 1	Core 3	22	Plots 55 to 76. Cycle Storage next to Plot 76
Section 2	Core 4	24	Plots 77 to 100
Section 3	Core 5	18	Plots 101 to 118. Core 5 Bin Store
Section 4	Core 1	23	Plots 1 to 23. Core 1 Cycle Store. Core 1 Store Rooms on Level 00, 01, 02, 03,04
Section 5	Core 2	18	Plots 24 to 41
Section 6	Block P1-2	13	Plots 42 to 54. Block P1-2 Bin Store x2. Block P1-2 Storage Room.
Section 7	External & Car Parking (76nr)	N/A	All external hard and soft landscaping on Level 00. Covered carpark and cycle storage including Sprinkler Tank Room, Substation Room, Switch Room and Bin Store between Block 1&4. Landscaped podium deck on Level 01.

C1	06.02.25	Revised with notes.	7N
C0	04.02.25	First Issue.	7N
Rev	Date	Reason For Issue	Chk

7N Architects

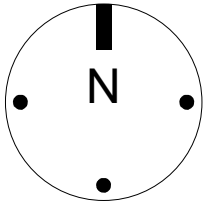
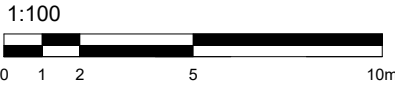
7 Randolph Place, Edinburgh EH3 7TE +44 (0) 131 220 5541 www.7narchitects.com

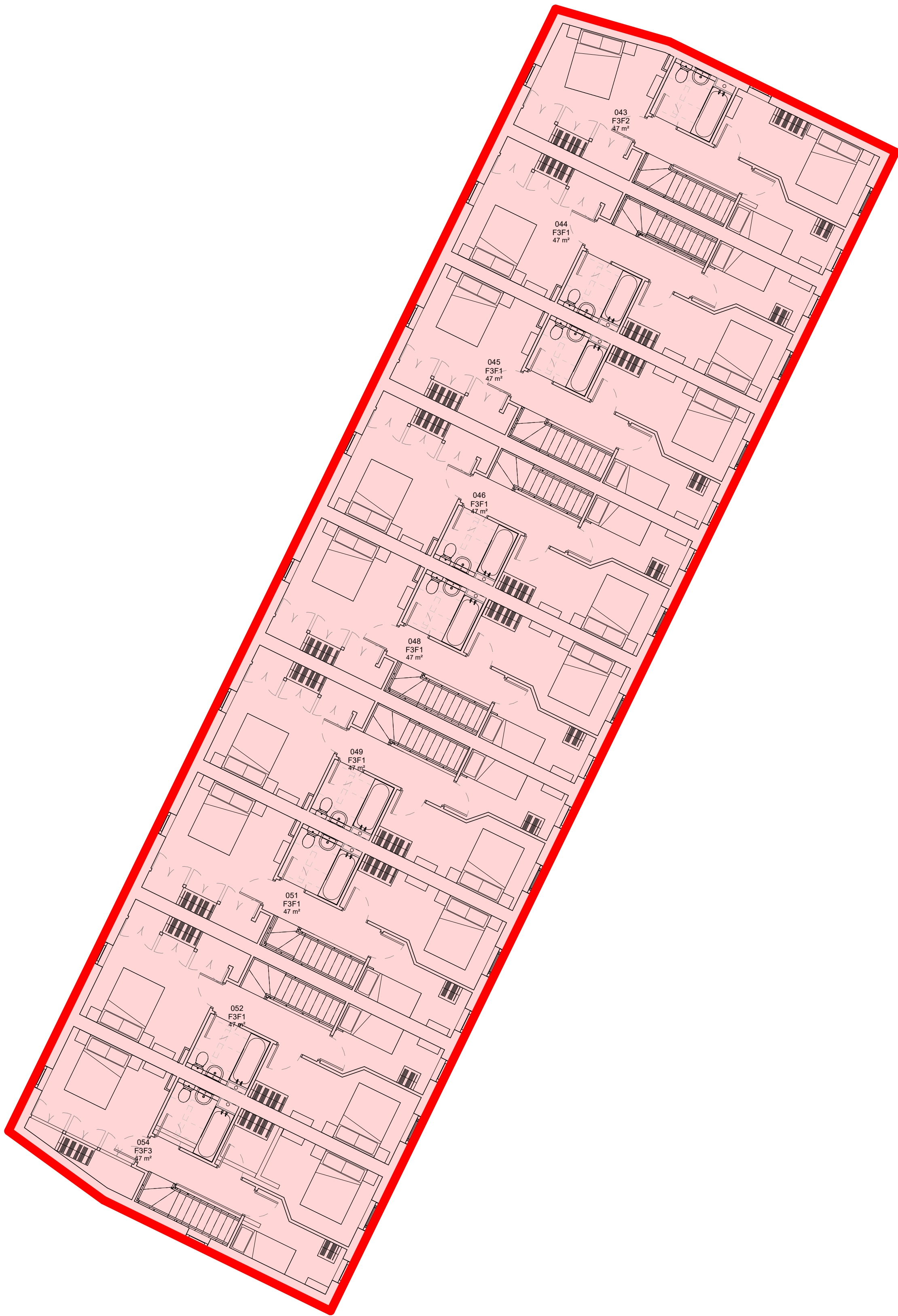
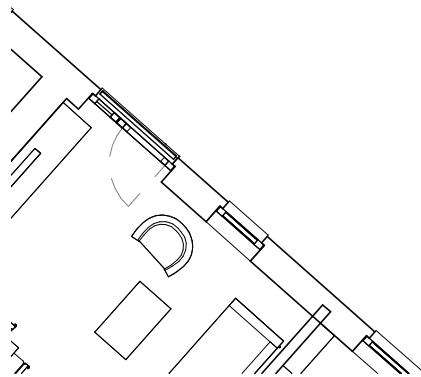
Client
CCG Homes Ltd

Project
Western Harbour Plot P1

Drawing Title
Handover Section 6 (Sheet 2 of 3)

Status For Information		
Scale	Paper Size	Date
As indicated	@A1	04.02.25
Project No.	Draw No.	Rev No.
162	124- 7N-P1X-XX-DR-A-05125	C1



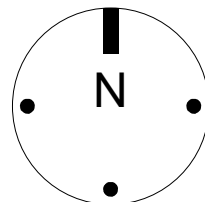
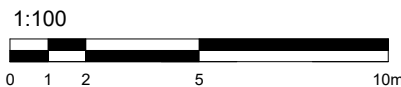


Plot numbers and areas covered on plan:

Section 6:

Plots 043, 044, 045, 046, 048, 049, 051, 052, 054

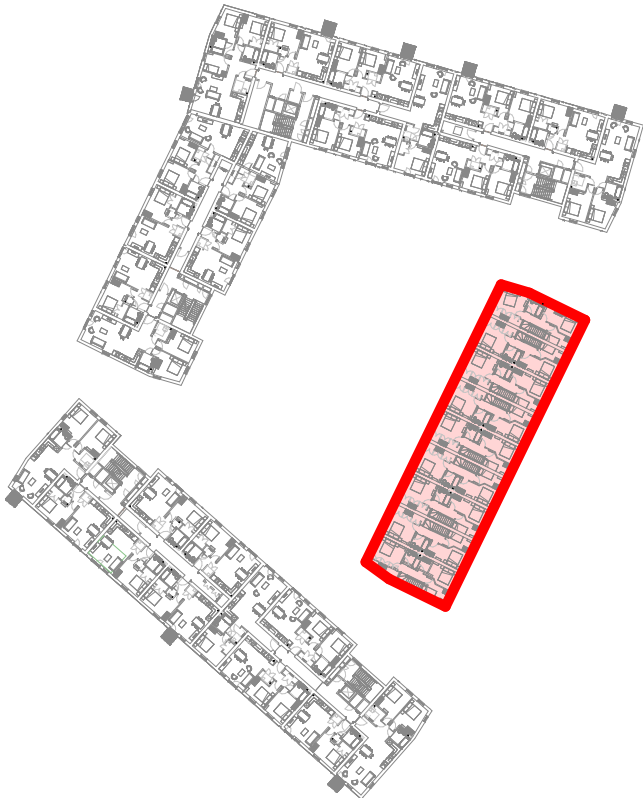
Handover Section Schedule			
Section	Area	Units	Plots/Description
Section 1	Core 3	22	Plots 55 to 76. Cycle Storage next to Plot 76
Section 2	Core 4	24	Plots 77 to 100
Section 3	Core 5	18	Plots 101 to 118. Core 5 Bin Store
Section 4	Core 1	23	Plots 1 to 23. Core 1 Cycle Store. Core 1 Store Rooms on Level 00, 01, 02, 03,04
Section 5	Core 2	18	Plots 24 to 41
Section 6	Block P1-2	13	Plots 42 to 54. Block P1-2 Bin Store x2. Block P1-2 Storage Room.
Section 7	External & Car Parking (76nr)	N/A	All external hard and soft landscaping on Level 00. Covered carpark and cycle storage including Sprinkler Tank Room, Substation Room, Switch Room and Bin Store between Block 1&4. Landscaped podium deck on Level 01.



General Notes

1. Dimensions are in millimetres unless stated otherwise.
2. Levels are in metres AOD unless stated otherwise.
3. Dimensions govern.
Do not scale off drawing.
4. All dimensions to be verified on site before proceeding.
5. All discrepancies to be notified in writing to 7N Architects (Randolph) Ltd.

© 7N Architects (Randolph) Ltd.



Level 02 - Key Plan

C1	06.02.25	Revised with notes.	7N
C0	04.02.25	First Issue.	7N
Rev	Date	Reason For Issue	Chk

7N Architects

7 Randolph Place, Edinburgh EH3 7TE +44 (0) 131 220 5541 www.7narchitects.com

Client
CCG Homes Ltd
Project
Western Harbour Plot P1
Drawing Title
Handover Section 6 (Sheet 3 of 3)

Status		
For Information		
Scale	Paper Size	Date
As indicated	@A1	04.02.25
Project No.	Draw No.	Rev No.
162	124- 7N-P1X-XX-DR-A-05126	C1



Level 00 Key Plan

General Notes

1. Dimensions are in millimetres unless stated otherwise.
2. Levels are in metres AOD unless stated otherwise.
3. Dimensions govern.
4. All dimensions to be verified on site before proceeding.
5. All discrepancies to be notified in writing to 7N Architects (Randolph) Ltd.

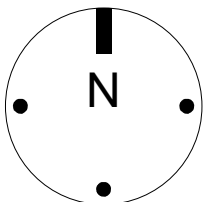
© 7N Architects (Randolph) Ltd.

Areas covered on plan:

Section 7:

All external hard and soft landscaping on Level 00.
Covered carpark and cycle storage, Sprinkler Tank Room,
Substation Room, Switch Room, Bin Store.

Handover Section Schedule			
Section	Area	Units	Plots/Description
Section 1	Core 3	22	Plots 55 to 76. Cycle Storage next to Plot 76
Section 2	Core 4	24	Plots 77 to 100
Section 3	Core 5	18	Plots 101 to 118. Core 5 Bin Store
Section 4	Core 1	23	Plots 1 to 23. Core 1 Cycle Store. Core 1 Store Rooms on Level 00, 01, 02, 03,04
Section 5	Core 2	18	Plots 24 to 41
Section 6	Block P1-2	13	Plots 42 to 54. Block P1-2 Bin Store x2. Block P1-2 Storage Room.
Section 7	External & Car Parking (76nr)	N/A	All external hard and soft landscaping on Level 00. Covered carpark and cycle storage including Sprinkler Tank Room, Substation Room, Switch Room and Bin Store between Block 1&4. Landscaped podium deck on Level 01.



C1	06.02.25	Revised with notes.	7N
C0	04.02.25	First Issue.	7N
Rev	Date	Reason For Issue	Chk

7N Architects

7 Randolph Place, Edinburgh EH3 7TE +44 (0) 131 220 5541 www.7narchitects.com

Client
CCG Homes Ltd

Project
Western Harbour Plot P1

Drawing Title
Handover Section 7 (Sheet 1 of 2)

Status
For Information

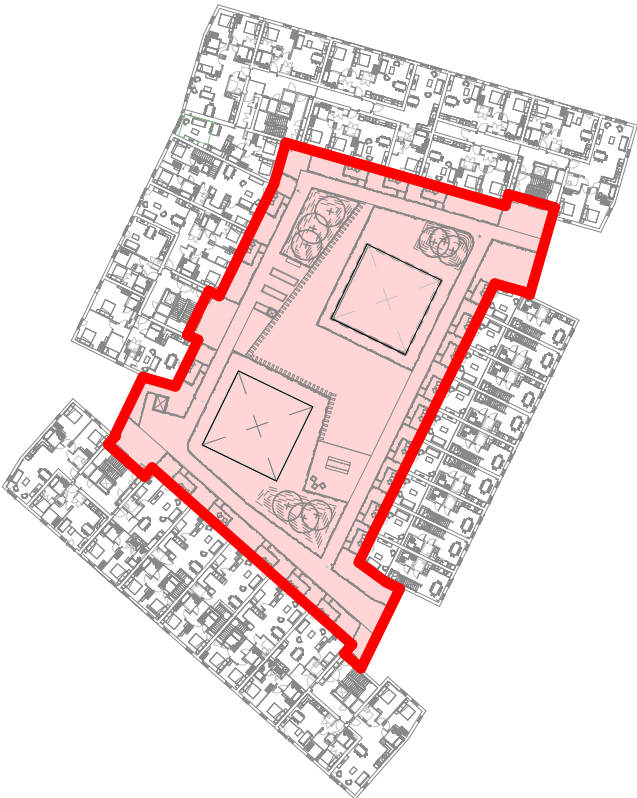
Scale	Paper Size	Date
	@A1	04.02.25

Project No.	Draw No.	Rev No.
162	124- 7N-P1X-XX-DR-A-05127	C1

General Notes

1. Dimensions are in millimetres unless stated otherwise.
2. Levels are in metres AOD unless stated otherwise.
3. Dimensions govern.
4. Do not scale off drawing.
5. All dimensions to be verified on site before proceeding.
6. All discrepancies to be notified in writing to 7N Architects (Randolph) Ltd.

© 7N Architects (Randolph) Ltd.



Level 01 - Key Plan

Areas covered on plan:

Section 7:

Level 01 landscaped podium deck

C1	06.02.25	Revised with notes.	7N
C0	04.02.25	First Issue.	7N
Rev	Date	Reason For Issue	Chk

7N Architects

7 Randolph Place, Edinburgh EH3 7TE +44 (0) 131 220 5541 www.7narchitects.com

Client
CCG Homes Ltd

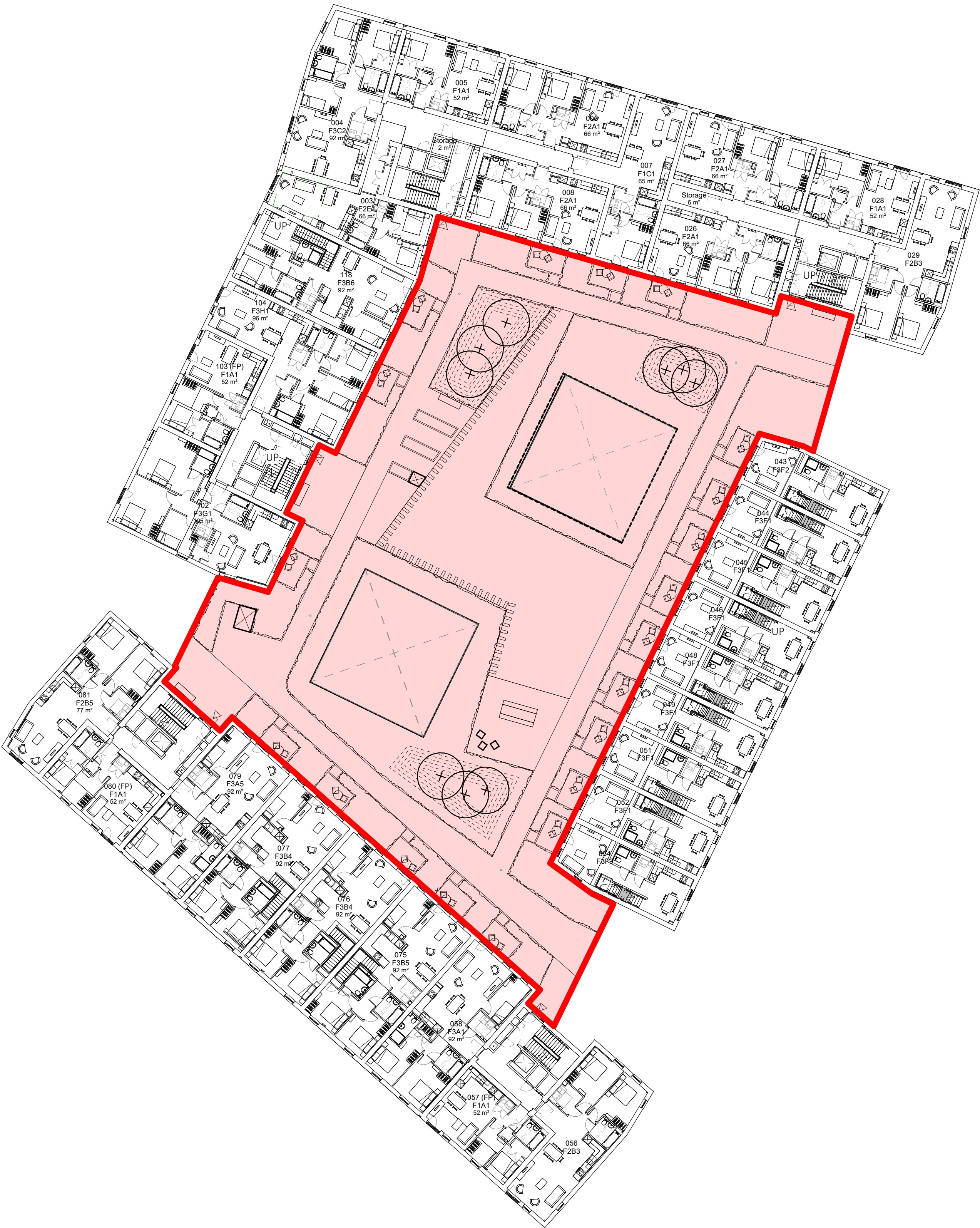
Project
Western Harbour Plot P1

Drawing Title
Handover Section 7 (Sheet 2 of 2)

Status
For Information

Scale	Paper Size	Date
As indicated	@A1	04.02.25

Project No.	Draw No.	Rev No.
162	124- 7N-P1X-XX-DR-A-05128	C1



Handover Section Schedule			
Section	Area	Units	Plots/Description
Section 1	Core 3	22	Plots 55 to 76. Cycle Storage next to Plot 76
Section 2	Core 4	24	Plots 77 to 100
Section 3	Core 5	18	Plots 101 to 118. Core 5 Bin Store
Section 4	Core 1	23	Plots 1 to 23. Core 1 Cycle Store. Core 1 Store Rooms on Level 00, 01, 02, 03,04
Section 5	Core 2	18	Plots 24 to 41
Section 6	Block P1-2	13	Plots 42 to 54. Block P1-2 Bin Store x2. Block P1-2 Storage Room.
Section 7	External & Car Parking (76nr)	N/A	All external hard and soft landscaping on Level 00. Covered carpark and cycle storage including Sprinkler Tank Room, Substation Room, Switch Room and Bin Store between Block 1&4. Landscaped podium deck on Level 01.

